

MATAGORDA CO OFFICE BLDG.

360

MAKE CHECK
PAYABLE TO:

BAY CITY GAS
P O BOX 1603
BAY CITY TX 77404-1603

SERVICE ADDRESS

AUG 1 8 2025 2200 7TH ST / CMOB

ACCOUNT NUMBER

Inv. 36061-1010160001 / 8-1-25

SERVICE
PERIOD

FROM

TO

07/01/25

08/01/25 ✓

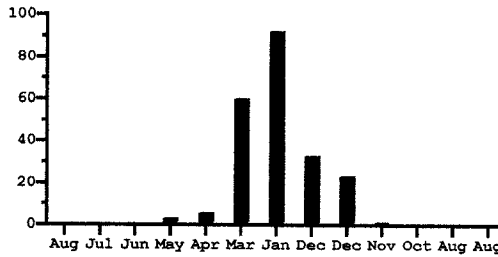
BILLING DATE

08/06/25

READ DATE(G)
METER NUM.
PRES. READ
PREV. READ
TOTAL CCF

08/01/25
89915
✓ 6252
6252
0

TOTAL CCF



DESCRIPTION

AMOUNT

BASIC SERVICE

19.00

THIS MONTH

19.00

Approved
County Auditor

SR VQ

TOTAL NOW DUE

19.00

PENALTY AMOUNT

0.00

PAY THIS AMOUNT AFTER

08/20/2025
19.00

AUG 14 2025 SR

010-54410-508 YML

406

MATAGORDA CO OFFICE BLDG

MESSAGES

Accounts with unpaid balances after the 20th may be assessed a \$45.00 fee and scheduled for disconnection. If disconnected, customers must come to the gas company office at 1100 6th to have service restored. Online payments will not restore service.

*****DUE DATE 08-20-25*****

EMERGENCIES & AFTER HOURS CALL: 979-245-2311

Keep lawn equipment and gas cans AWAY FROM and gas appliances.

More safety information at www.baycitygas.com or at 979-245-2327

TELEPHONE PAYMENT only at 1-877-273-3169.

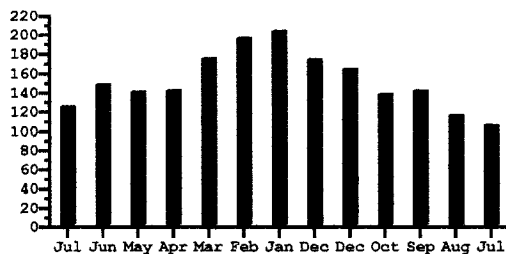

ATTENTION: It may take up to 3 business days to process online payments.

AVR Inc.

. We encourage you to share this safety information with those in your households and businesses.

- Safety information may be found here on your bill, also on the front of your bill, at www.baycitygas.com, or by contacting our office at 979.245.2327
- BAY CITY GAS COMPANY transports natural gas to homes and businesses in Bay City through a modern and highly reliable system of underground pipelines, which is routinely checked for leaks.
- Natural gas is colorless, odorless, non-toxic and lighter than air. Natural gas can be highly combustible or explosive in certain concentrations, so it is odorized with a smell similar to rotten eggs in order to make it detectible.
- Leaks can be dangerous so detecting and reporting a leak is very important. A gas odor will be the best indicator, and other signs may include dead vegetation, blowing dirt, bubbles in wet ground, or a hissing sound.
- **If you detect the smell of gas within your home or business, do NOT operate any electrical devices – including wall switches, phones or flashlights. Leave the premises and call Bay City Gas Company at 979.245.2311 or 911. These calls receive priority 24/7, as we work to protect life, public safety, the environment, and property.**
- ANY DIGGING activity – landscaping, fencing, mailboxes, flag poles, and plumbing repairs – could possibly damage the lines. Underground Damage Prevention Rules, Chapter 18 under Title 16 of the Texas Administrative Code, specify appropriate steps to be taken BEFORE digging, including calling the One Call Center (811) at least 48 hours PRIOR to digging.
- CALL BEFORE YOU DIG! 811. WAIT for the lines to be marked, respect those marks, and then dig with care. Federal Law requires that all damages to underground pipelines must be reported IMMEDIATELY to the pipeline operator (Bay City Gas Co) and to the Texas Railroad Commission (online at www.rrc.state.tx.us).
- If you witness damage to pipelines, observe a threat to a pipeline, or see suspicious activity near a pipeline or gas facility, call 911 or Bay City Gas at 979.245.2311.
- Bay City Gas Company places pipeline markers at locations as required by law. These markers DO NOT mark all of our lines, they indicate the APPROXIMATE location only, and have our name and phone number on them. In addition to pipelines, we have above ground facilities such as substations and gas meters and regulators. Public access to maps is also available at www.npms.phmsa.dot.gov. These maps contain approximate positions of pipelines, what products they carry, and owner/operator details.
- **Bay City Gas Company** is audited annually by The Railroad Commission of Texas, which maintains records of safety compliance at <https://www.rrc.state.tx.us/oil-gas/compliance-enforcement/>

MATAGORDA CO JAIL


MAKE CHECK PAYABLE TO: BAY CITY GAS P O BOX 1603 BAY CITY TX 77404-1603	SERVICE ADDRESS AUG 1 4 2025 2323 AVE E ✓	ACCOUNT NUMBER 36061-1041480000/7-31-25																
	SERVICE PERIOD FROM 06/30/25 TO 07/31/25 ✓	BILLING DATE 08/06/25																
READ DATE(G) 07/31/25 METER NUM. 9989964 PRES. READ ✓ 92670 PREV. READ 91414 TOTAL CCF 1256	TOTAL CCF 	<table border="1" style="width:100%; border-collapse: collapse;"> <thead> <tr> <th style="text-align: left;">DESCRIPTION</th> <th style="text-align: right;">AMOUNT</th> </tr> </thead> <tbody> <tr> <td>BASIC SERVICE</td> <td style="text-align: right;">19.00</td> </tr> <tr> <td>GAS DELIVERY</td> <td style="text-align: right;">958.16</td> </tr> <tr> <td>COST OF GAS</td> <td style="text-align: right;">509.92</td> </tr> <tr> <td>THIS MONTH</td> <td style="text-align: right;">1,487.08</td> </tr> </tbody> </table> <div style="text-align: right; margin-top: 10px;"> <i>Approved County Auditor</i>  010-54410-512 </div> <table border="1" style="width:100%; border-collapse: collapse; margin-top: 10px;"> <tr> <td style="width:70%;">TOTAL NOW DUE</td> <td style="width:30%; text-align: right;">1,487.08</td> </tr> <tr> <td>PENALTY AMOUNT</td> <td>PAY THIS AMOUNT AFTER</td> </tr> <tr> <td style="text-align: center;">0.00</td> <td style="text-align: center;">08/20/2025 1,487.08</td> </tr> </table>	DESCRIPTION	AMOUNT	BASIC SERVICE	19.00	GAS DELIVERY	958.16	COST OF GAS	509.92	THIS MONTH	1,487.08	TOTAL NOW DUE	1,487.08	PENALTY AMOUNT	PAY THIS AMOUNT AFTER	0.00	08/20/2025 1,487.08
DESCRIPTION	AMOUNT																	
BASIC SERVICE	19.00																	
GAS DELIVERY	958.16																	
COST OF GAS	509.92																	
THIS MONTH	1,487.08																	
TOTAL NOW DUE	1,487.08																	
PENALTY AMOUNT	PAY THIS AMOUNT AFTER																	
0.00	08/20/2025 1,487.08																	

RECEIVED AFTER CUTOFF

581

MATAGORDA CO JAIL

MESSAGES

AUG 1 1 2025 

Accounts with unpaid balances after the 20th may be assessed a \$45.00 fee and scheduled for disconnection. If disconnected, customers must come to the gas company office at 1100 6th to have service restored. Online payments will not restore service.

*****DUE DATE 08-20-25*****

EMERGENCIES & AFTER HOURS CALL: 979-245-2311

Keep lawn equipment and gas cans AWAY FROM and gas appliances.

More safety information at www.baycitygas.com or at 979-245-2327

TELEPHONE PAYMENT only at 1-877-273-3169.

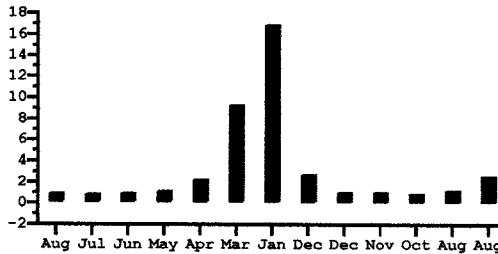
ATTENTION: It may take up to 3 business days to process online payments.

. We encourage you to share this safety information with those in your households and businesses.

- Safety information may be found here on your bill, also on the front of your bill, at www.baycitygas.com, or by contacting our office at 979.245.2327
- BAY CITY GAS COMPANY transports natural gas to homes and businesses in Bay City through a modern and highly reliable system of underground pipelines, which is routinely checked for leaks.
- Natural gas is colorless, odorless, non-toxic and lighter than air. Natural gas can be highly combustible or explosive in certain concentrations, so it is odorized with a smell similar to rotten eggs in order to make it detectible.
- Leaks can be dangerous so detecting and reporting a leak is very important. A gas odor will be the best indicator, and other signs may include dead vegetation, blowing dirt, bubbles in wet ground, or a hissing sound.
- **If you detect the smell of gas within your home or business, do NOT operate any electrical devices – including wall switches, phones or flashlights. Leave the premises and call Bay City Gas Company at 979.245.2311 or 911. These calls receive priority 24/7, as we work to protect life, public safety, the environment, and property.**
- ANY DIGGING activity – landscaping, fencing, mailboxes, flag poles, and plumbing repairs – could possibly damage the lines. Underground Damage Prevention Rules, Chapter 18 under Title 16 of the Texas Administrative Code, specify appropriate steps to be taken BEFORE digging, including calling the One Call Center (811) at least 48 hours PRIOR to digging.
- CALL BEFORE YOU DIG! 811. WAIT for the lines to be marked, respect those marks, and then dig with care. Federal Law requires that all damages to underground pipelines must be reported IMMEDIATELY to the pipeline operator (Bay City Gas Co) and to the Texas Railroad Commission (online at www.rrc.state.tx.us).
- If you witness damage to pipelines, observe a threat to a pipeline, or see suspicious activity near a pipeline or gas facility, call 911 or Bay City Gas at 979.245.2311.
- Bay City Gas Company places pipeline markers at locations as required by law. These markers DO NOT mark all of our lines, they indicate the APPROXIMATE location only, and have our name and phone number on them. In addition to pipelines, we have above ground facilities such as substations and gas meters and regulators. Public access to maps is also available at www.npms.phmsa.dot.gov. These maps contain approximate positions of pipelines, what products they carry, and owner/operator details.
- **Bay City Gas Company** is audited annually by The Railroad Commission of Texas, which maintains records of safety compliance at <https://www.rrc.state.tx.us/oil-gas/compliance-enforcement/>

360

MATAGORDA COUNTY BARN

MAKE CHECK PAYABLE TO: BAY CITY GAS P O BOX 1603 BAY CITY TX 77404-1603	SERVICE ADDRESS AUG 18 2025 2604 NICHOLS / Pct 1 ✓		ACCOUNT NUMBER Inv. 36061-1160110000 / 8-1-25		
	SERVICE PERIOD	FROM	TO	BILLING DATE	
		07/01/25	08/01/25 ✓	08/06/25	
READ DATE(G) METER NUM. 3237326 PRES. READ 1949 PREV. READ 1940 TOTAL CCF 9	TOTAL CCF		DESCRIPTION		
			BASIC SERVICE 19.00		
			GAS DELIVERY 7.25		
			COST OF GAS 3.65		
				THIS MONTH 29.90	
				Approved County Auditor SK KP	
AUG 14 2025		010-54410-612 Stefanie Pawlosky		TOTAL NOW DUE 29.90	
				PENALTY AMOUNT 0.00	
				PAY THIS AMOUNT AFTER 08/20/2025 29.90	

1324 MATAGORDA COUNTY BARN MESSAGES

Accounts with unpaid balances after the 20th may be assessed a \$45.00 fee and scheduled for disconnection. If disconnected, customers must come to the gas company office at 1100 6th to have service restored. Online payments will not restore service.

*******DUE DATE 08-20-25*******

EMERGENCIES & AFTER HOURS CALL: 979-245-2311

Keep lawn equipment and gas cans AWAY FROM and gas appliances.

More safety information at www.baycitygas.com or at 979-245-2327

TELEPHONE PAYMENT only at 1-877-273-3169.

ATTENTION: It may take up to 3 business days to process online payments.

. We encourage you to share this safety information with those in your households and businesses.

- Safety information may be found here on your bill, also on the front of your bill, at www.baycitygas.com, or by contacting our office at 979.245.2327
- BAY CITY GAS COMPANY transports natural gas to homes and businesses in Bay City through a modern and highly reliable system of underground pipelines, which is routinely checked for leaks.
- Natural gas is colorless, odorless, non-toxic and lighter than air. Natural gas can be highly combustible or explosive in certain concentrations, so it is odorized with a smell similar to rotten eggs in order to make it detectible.
- Leaks can be dangerous so detecting and reporting a leak is very important. A gas odor will be the best indicator, and other signs may include dead vegetation, blowing dirt, bubbles in wet ground, or a hissing sound.
- **If you detect the smell of gas within your home or business, do NOT operate any electrical devices – including wall switches, phones or flashlights. Leave the premises and call Bay City Gas Company at 979.245.2311 or 911. These calls receive priority 24/7, as we work to protect life, public safety, the environment, and property.**
- ANY DIGGING activity – landscaping, fencing, mailboxes, flag poles, and plumbing repairs – could possibly damage the lines. Underground Damage Prevention Rules, Chapter 18 under Title 16 of the Texas Administrative Code, specify appropriate steps to be taken BEFORE digging, including calling the One Call Center (811) at least 48 hours PRIOR to digging.
- CALL BEFORE YOU DIG! 811. WAIT for the lines to be marked, respect those marks, and then dig with care. Federal Law requires that all damages to underground pipelines must be reported IMMEDIATELY to the pipeline operator (Bay City Gas Co) and to the Texas Railroad Commission (online at www.rrc.state.tx.us).
- If you witness damage to pipelines, observe a threat to a pipeline, or see suspicious activity near a pipeline or gas facility, call 911 or Bay City Gas at 979.245.2311.
- Bay City Gas Company places pipeline markers at locations as required by law. These markers DO NOT mark all of our lines, they indicate the APPROXIMATE location only, and have our name and phone number on them. In addition to pipelines, we have above ground facilities such as substations and gas meters and regulators. Public access to maps is also available at www.npms.phmsa.dot.gov. These maps contain approximate positions of pipelines, what products they carry, and owner/operator details.
- **Bay City Gas Company** is audited annually by The Railroad Commission of Texas, which maintains records of safety compliance at <https://www.rrc.state.tx.us/oil-gas/compliance-enforcement/>

MATAGORDA CO COURTHOUSE

✓ MAKE CHECK PAYABLE TO: BAY CITY GAS P O BOX 1603 BAY CITY TX 77404-1603	SERVICE ADDRESS 1700 7TH ST Co Crthse		ACCOUNT NUMBER 36061-2530980000/7-31-25									
	SERVICE PERIOD 06/30/25 TO 07/31/25 ✓	BILLING DATE 08/06/25										
READ DATE(G) 07/31/25 METER NUM. 11808 PRES. READ 70742 PREV. READ 70742 TOTAL CCF 0	TOTAL CCF 		<table border="1"> <thead> <tr> <th>DESCRIPTION</th> <th>AMOUNT</th> </tr> </thead> <tbody> <tr> <td>PAST DUE <i>pd. 8-4-25 ck#120860</i></td> <td>19.00</td> </tr> <tr> <td>BASIC SERVICE</td> <td>19.00</td> </tr> <tr> <td>THIS MONTH</td> <td>19.00</td> </tr> </tbody> </table>		DESCRIPTION	AMOUNT	PAST DUE <i>pd. 8-4-25 ck#120860</i>	19.00	BASIC SERVICE	19.00	THIS MONTH	19.00
DESCRIPTION	AMOUNT											
PAST DUE <i>pd. 8-4-25 ck#120860</i>	19.00											
BASIC SERVICE	19.00											
THIS MONTH	19.00											
TOTAL NOW DUE 19.00 38.00		PENALTY AMOUNT 0.00		PAY THIS AMOUNT AFTER 08/20/2025 38.00								

Shelly
010-24410-510

Approved
 County Auditor
SK

3625 MATAGORDA CO COURTHOUSE MESSAGES

<p>RECEIVED AUG 15 2025 <i>SK</i></p> <p>Accounts with unpaid balances after..... the 20th may be assessed a \$45.00 fee and scheduled for disconnection. If disconnected, customers must come to the gas company office at 1100 6th to have service restored. Online payments will not restore service.</p>	<p>*****DUE DATE 08-20-25*****</p> <p>EMERGENCIES & AFTER HOURS CALL: 979-245-2311</p> <p>Keep lawn equipment and gas cans AWAY FROM any gas appliances.</p> <p>More safety information at www.baycitygas.com or at 979-245-2327</p> <p>TELEPHONE PAYMENT only at 1-877-273-3169.</p> <p>ATTENTION: It may take up to 3 business days to process online payments.</p>
---	---

. We encourage you to share this safety information with those in your households and businesses.

- Safety information may be found here on your bill, also on the front of your bill, at www.baycitygas.com, or by contacting our office at 979.245.2327
- BAY CITY GAS COMPANY transports natural gas to homes and businesses in Bay City through a modern and highly reliable system of underground pipelines, which is routinely checked for leaks.
- Natural gas is colorless, odorless, non-toxic and lighter than air. Natural gas can be highly combustible or explosive in certain concentrations, so it is odorized with a smell similar to rotten eggs in order to make it detectible.
- Leaks can be dangerous so detecting and reporting a leak is very important. A gas odor will be the best indicator, and other signs may include dead vegetation, blowing dirt, bubbles in wet ground, or a hissing sound.
- **If you detect the smell of gas within your home or business, do NOT operate any electrical devices – including wall switches, phones or flashlights. Leave the premises and call Bay City Gas Company at 979.245.2311 or 911. These calls receive priority 24/7, as we work to protect life, public safety, the environment, and property.**
- ANY DIGGING activity – landscaping, fencing, mailboxes, flag poles, and plumbing repairs – could possibly damage the lines. Underground Damage Prevention Rules, Chapter 18 under Title 16 of the Texas Administrative Code, specify appropriate steps to be taken BEFORE digging, including calling the One Call Center (811) at least 48 hours PRIOR to digging.
- CALL BEFORE YOU DIG! 811. WAIT for the lines to be marked, respect those marks, and then dig with care. Federal Law requires that all damages to underground pipelines must be reported IMMEDIATELY to the pipeline operator (Bay City Gas Co) and to the Texas Railroad Commission (online at www.rrc.state.tx.us).
- If you witness damage to pipelines, observe a threat to a pipeline, or see suspicious activity near a pipeline or gas facility, call 911 or Bay City Gas at 979.245.2311.
- Bay City Gas Company places pipeline markers at locations as required by law. These markers DO NOT mark all of our lines, they indicate the APPROXIMATE location only, and have our name and phone number on them. In addition to pipelines, we have above ground facilities such as substations and gas meters and regulators. Public access to maps is also available at www.npms.phmsa.dot.gov. These maps contain approximate positions of pipelines, what products they carry, and owner/operator details.
- **Bay City Gas Company** is audited annually by The Railroad Commission of Texas, which maintains records of safety compliance at <https://www.rrc.state.tx.us/oil-gas/compliance-enforcement/>

MATAGORDA COUNTY TAX OFFICE

MAKE CHECK PAYABLE TO: BAY CITY GAS P O BOX 1603 BAY CITY TX 77404-1603	SERVICE ADDRESS AUG 18 2025 1801 7TH ST /CTOB		ACCOUNT NUMBER Inv#36061-2533460003/7-31-25														
	SERVICE PERIOD	FROM 06/30/25	TO 07/31/25 ✓	BILLING DATE 08/06/25													
	<table border="1" style="width:100%; border-collapse: collapse;"> <tr> <th style="width:60%;">DESCRIPTION</th> <th style="width:40%;">AMOUNT</th> </tr> <tr> <td>BASIC SERVICE</td> <td align="right">19.00</td> </tr> <tr> <td>THIS MONTH</td> <td align="right">19.00</td> </tr> <tr> <td colspan="2" style="height: 100px; vertical-align: bottom; text-align: right;"> Approved County Auditor <i>SK</i> </td> </tr> <tr> <td style="text-align: right;">TOTAL NOW DUE</td> <td align="right">19.00</td> </tr> <tr> <td style="text-align: right;">PENALTY AMOUNT</td> <td align="right">PAY THIS AMOUNT AFTER</td> </tr> <tr> <td align="right">0.00</td> <td align="right">08/20/2025 19.00</td> </tr> </table>				DESCRIPTION	AMOUNT	BASIC SERVICE	19.00	THIS MONTH	19.00	Approved County Auditor <i>SK</i>		TOTAL NOW DUE	19.00	PENALTY AMOUNT	PAY THIS AMOUNT AFTER	0.00
DESCRIPTION	AMOUNT																
BASIC SERVICE	19.00																
THIS MONTH	19.00																
Approved County Auditor <i>SK</i>																	
TOTAL NOW DUE	19.00																
PENALTY AMOUNT	PAY THIS AMOUNT AFTER																
0.00	08/20/2025 19.00																

READ DATE(G) 07/31/25
 METER NUM. 504053
 PRES. READ 22290
 PREV. READ 22290
 TOTAL CCF 0

TOTAL CCF

 010-54410-509
 8-15-25
 KRL

3634 MATAGORDA COUNTY TAX OFFICE **MESSAGES**

AUG 18 2025 *SK*

Accounts with unpaid balances after the 20th may be assessed a \$45.00 fee and scheduled for disconnection. If disconnected, customers must come to the gas company office at 1100 6th to have service restored. Online payments will not restore service.

*******DUE DATE 08-20-25*******

EMERGENCIES & AFTER HOURS CALL: 979-245-2311

Keep lawn equipment and gas cans AWAY FROM and gas appliances.

More safety information at www.baycitygas.com or at 979-245-2327

TELEPHONE PAYMENT only at 1-877-273-3169.

ATTENTION: It may take up to 3 business days to process online payments.

We encourage you to share this safety information with those in your households and businesses.

- Safety information may be found here on your bill, also on the front of your bill, at www.baycitygas.com, or by contacting our office at 979.245.2327
- BAY CITY GAS COMPANY transports natural gas to homes and businesses in Bay City through a modern and highly reliable system of underground pipelines, which is routinely checked for leaks.
- Natural gas is colorless, odorless, non-toxic and lighter than air. Natural gas can be highly combustible or explosive in certain concentrations, so it is odorized with a smell similar to rotten eggs in order to make it detectible.
- Leaks can be dangerous so detecting and reporting a leak is very important. A gas odor will be the best indicator, and other signs may include dead vegetation, blowing dirt, bubbles in wet ground, or a hissing sound.
- **If you detect the smell of gas within your home or business, do NOT operate any electrical devices – including wall switches, phones or flashlights. Leave the premises and call Bay City Gas Company at 979.245.2311 or 911. These calls receive priority 24/7, as we work to protect life, public safety, the environment, and property.**
- ANY DIGGING activity – landscaping, fencing, mailboxes, flag poles, and plumbing repairs – could possibly damage the lines. Underground Damage Prevention Rules, Chapter 18 under Title 16 of the Texas Administrative Code, specify appropriate steps to be taken BEFORE digging, including calling the One Call Center (811) at least 48 hours PRIOR to digging.
- CALL BEFORE YOU DIG! 811. WAIT for the lines to be marked, respect those marks, and then dig with care. Federal Law requires that all damages to underground pipelines must be reported IMMEDIATELY to the pipeline operator (Bay City Gas Co) and to the Texas Railroad Commission (online at www.rrc.state.tx.us).
- If you witness damage to pipelines, observe a threat to a pipeline, or see suspicious activity near a pipeline or gas facility, call 911 or Bay City Gas at 979.245.2311.
- Bay City Gas Company places pipeline markers at locations as required by law. These markers DO NOT mark all of our lines, they indicate the APPROXIMATE location only, and have our name and phone number on them. In addition to pipelines, we have above ground facilities such as substations and gas meters and regulators. Public access to maps is also available at www.npms.phmsa.dot.gov. These maps contain approximate positions of pipelines, what products they carry, and owner/operator details.
- **Bay City Gas Company** is audited annually by The Railroad Commission of Texas, which maintains records of safety compliance at <https://www.rrc.state.tx.us/oil-gas/compliance-enforcement/>

✓
P.O. Box 1189
Edna, TX 77957-1189
Edna (361) 771-4400
Bay City (979) 245-3029

370 ✓
AUG 19 2025



Office Hours:
Monday - Friday
8:00 a.m. - 5:00 p.m.

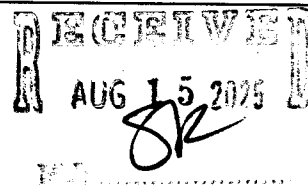
ACCOUNT #	ACCOUNT NAME		RATE	PCRF	BILL TYPE	SERVICE ADDRESS		TELEPHONE #
13416001	MATAGORDA COUNTY PCT 4		41	0.095000	0	Pct Barn Hwy 35/Pct 4		(361) 588-6866
SERVICE PERIOD		NO. DAYS	READ TYPE	METER READING		METER NUMBER	MULT	KILOWATT USAGE
FROM	TO			PREVIOUS	PRESENT			
07/14/25	07/14/25	34	2	0	0	10511601	1	0
06/10/25	07/14/25			54658	55500	10329739	1	842
2 100W- HPS								84
THANK YOU FOR YOUR PAYMENT 07/18/25								21.00
PREVIOUS AMOUNT DUE								-118.68
TOTAL AMOUNT DUE								118.68
								147.97
								Approved County Auditor
								SR LG
C.F. Code 010-54410-615 K.H. Pct 4								
COMPARISONS	DAYS SERVICE	KWH USED	AVG. KWH/DAY	COST PER DAY	TOTAL NOW DUE			
CURRENT BILLING PERIOD	34	842	25	3.73				
PREVIOUS BILLING PERIOD	30	626	21	3.26				
SAME PERIOD LAST YEAR	30	479	16	2.51				
					CURRENT BILL PAST DUE AFTER		08/15/25	BILL IS DUE UPON RECEIPT
					AFTER DUE DATE PAY		\$147.97	
Your Electricity Use Over The Last 13 Months					PAYMENT MUST BE RECEIVED BY 5PM ON THE DUE DATE			
					VISIT OUR WEBSITE AT: www.myjec.coop DOWNLOAD THE JEC MOBILE APP FROM THE IOS APP STORE OR GOOGLE PLAY			

Bill Type

0	NORMAL
1	ESTIMATED
2	MINIMUM ESTIMATED
3	MINIMUM
4	FINAL
5	PRORATED
6	PRORATED MINIMUM
7	BUDGET BILL
8	WEATHERIZATION/CONTRACT
9	WAITING TO BE BILLED

Read Type

0	COMPUTER ESTIMATED
1	CONSUMER READ
2	COOP READ
3	CHARGEABLE READ
4	COOP READ - FIELD
5	NEW CONNECT



Keep This Portion for your Records - Return Bottom Portion with Payment

P.O. Box 1189
Edna, TX 77957-1189
Edna (361) 771-4400
Bay City (979) 245-3029

370
AUG 19 2025



Office Hours:
Monday - Friday
8:00 a.m. - 5:00 p.m.

ACCOUNT #	ACCOUNT NAME	RATE	PCRF	BILL TYPE	SERVICE ADDRESS	TELEPHONE #
13416002	MATAGORDA COUNTY PCT 4	41	0.095000	0	South Hwy 35/Pct. 4	(361) 588-6866


SERVICE PERIOD		NO. DAYS	READ TYPE	METER READING		METER NUMBER	MULT	KILOWATT USAGE	CHARGES
FROM	TO			PREVIOUS	PRESENT				
07/14/25	07/14/25	34	2	0	0	10511600	1	0	262.24
06/10/25	07/14/25			194851	196810	10329769	1	1959	
THANK YOU FOR YOUR PAYMENT 07/18/25									-228.41
PREVIOUS AMOUNT DUE									228.41
TOTAL AMOUNT DUE									262.24

C.F.
Code 060-54410-615 K.H.
Pct 4

Approved
County Auditor
SCLP

COMPARISONS	DAYS SERVICE	KWH USED	AVG. KWH/DAY	COST PER DAY	TOTAL NOW DUE			\$262.24
CURRENT BILLING PERIOD	34	1959	58	7.71	CURRENT BILL PAST DUE AFTER	08/15/25	BILL IS DUE UPON RECEIPT	
PREVIOUS BILLING PERIOD	21	1752	83	10.88				
SAME PERIOD LAST YEAR	30	2133	71	8.30				
					AFTER DUE DATE PAY			\$262.24

Your Electricity Use Over The Last 13 Months



PAYMENT MUST BE RECEIVED BY 5PM ON THE DUE DATE

VISIT OUR WEBSITE AT: www.myjec.coop
DOWNLOAD THE JEC MOBILE APP FROM THE IOS APP STORE OR GOOGLE PLAY

Bill Type	Read Type
0 NORMAL	0 COMPUTER ESTIMATED
1 ESTIMATED	1 CONSUMER READ
2 MINIMUM ESTIMATED	2 COOP READ
3 MINIMUM	3 CHARGEABLE READ
4 FINAL	4 COOP READ - FIELD
5 PRORATED	5 NEW CONNECT
6 PRORATED MINIMUM	
7 BUDGET BILL	
8 WEATHERIZATION/CONTRACT	
9 WAITING TO BE BILLED	

Keep This Portion for your Records - Return Bottom Portion with Payment

RECEIVED
AUG 15 2025



Customer Name: MATAGORDA COUNTY
Account Number: 100064844327
Invoice Number: 054253788019
Invoice Date: 08/08/2025

ESI ID Detail:

Service Address:

201 FM 616 W UNIT SEWLIFT BLESSING, TX 77419

ESI ID: 10032789497890130

Product:

Fixed Price

Meter ID	Days	Read Type	Previous Read Date	Previous Meter Read	Current Read Date	Current Meter Read	Multiplier	Usage (kWh)	Actual kW/kVA	Billed kW/kVA
119426810	30	Actual	07/01/2025	73214	07/30/2025	73649	1.00	435	8	0
TOTAL								435	8	0

Electric Service Commercial

Service Period: 07/01/2025 to 07/30/2025

TXU Energy Fixed Price

Base Usage	435 kWh @	\$ 0.0377995	\$16.44
Other Charges			\$0.02
Market Securitization (Debt) Financing			\$0.19
Other ERCOT Incremental AS Charges			\$0.09
PUC Assessment			\$0.03

Total Commercial Charges	\$16.77
--------------------------	---------

Electric Service Distribution

Service Period: 07/01/2025 to 07/30/2025

Base Charge		\$1.45	
Meter Charge		\$4.21	
Distribution System Charge	435 kWh @	\$ 0.026454	\$11.51
Transmission Cost Recov Factor	435 kWh @	\$ 0.00949	\$4.13
Distribution Cost Recovery	435 kWh @	\$ 0.001786	\$0.78
Storm Recovery Charge	435 kWh @	\$ 0.001723	\$0.75
Tax Refund Credit			\$0.14 CR
Storm Recovery Tax Credit	435 kWh @	\$ 0.000063	\$0.03 CR
Rate Case Expense Surcharge	435 kWh @	\$ 0.000142	\$0.06
Energy Efficiency	435 kWh @	\$ 0.000693	\$0.30
TEEEF	435 kWh @	\$ 0.00088	\$0.38
PUC Assessment			\$0.04

Total Distribution Charges	\$23.44
----------------------------	---------

TOTAL CHARGES FOR ESI ID	\$40.21
--------------------------	---------

Customer Name: MATAGORDA COUNTY
Account Number: 100064844327
Invoice Number: 054253788019
Invoice Date: 08/08/2025

ESI ID Detail:

Service Address:
Product:

935 STREETLIGHT STLG 400MV BLESSING, TX 77419
Fixed Price

ESI ID: 10032789496744773

Meter ID	Days	Read Type	Previous Read Date	Previous Meter Read	Current Read Date	Current Meter Read	Multiplier	Usage (kWh)	Actual kW/kVA	Billed kW/kVA
7005911722MV	30	Actual	06/30/2025	0	07/29/2025	290	1.00	290		
TOTAL								290	0	0

Electric Service Commercial

Service Period: 06/30/2025 to 07/29/2025

TXU Energy Fixed Price

Base Usage	290 kWh @	\$ 0.0377995	\$10.96
Other Charges			\$0.01
Market Securitization (Debt) Financing			\$0.12
Other ERCOT Incremental AS Charges			\$0.07
PUC Assessment			\$0.02

Total Commercial Charges	\$11.18
---------------------------------	----------------

Electric Service Distribution

Service Period: 06/30/2025 to 07/29/2025

Base Charge			\$1.45
Street Lighting - Facilities			\$27.96
Distribution System Charge	290 kWh @	\$ 0.0264483	\$7.67
Transmission Cost Recov Factor	290 kWh @	\$ 0.0094828	\$2.75
Distribution Cost Recovery	290 kWh @	\$ 0.0017931	\$0.52
Storm Recovery Charge	290 kWh @	\$ 0.0120345	\$3.49
Tax Refund Credit			\$0.30 CR
Storm Recovery Tax Credit	290 kWh @	\$ 0.0004483	\$0.13 CR
Rate Case Expense Surcharge	290 kWh @	\$ 0.0001379	\$0.04
TEEEF	290 kWh @	\$ 0.0008966	\$0.26
PUC Assessment			\$0.07

Total Distribution Charges	\$43.78
-----------------------------------	----------------

TOTAL CHARGES FOR ESI ID	\$54.96
---------------------------------	----------------



Customer Name: MATAGORDA COUNTY
Account Number: 100064844327
Invoice Number: 054253788019
Invoice Date: 08/08/2025

ESI ID Detail:

Service Address:

932 STREETLIGHT UNIT 175MV BLESSING, TX 77419

ESI ID: 10032789496744772

Product:

Fixed Price

Meter ID	Days	Read Type	Previous Read Date	Previous Meter Read	Current Read Date	Current Meter Read	Multiplier	Usage (kWh)	Actual kW/kVA	Billed kW/kVA
7007144530MV	30	Actual	06/30/2025	0	07/29/2025	70	1.00	70		
TOTAL								70	0	0

Electric Service Commercial

Service Period: 06/30/2025 to 07/29/2025

TXU Energy Fixed Price

Base Usage	70 kWh @	\$ 0.0377995	\$2.64
Market Securitization (Debt) Financing			\$0.03
Other ERCOT Incremental AS Charges			\$0.01

Total Commercial Charges	\$2.68
---------------------------------	---------------

Electric Service Distribution

Service Period: 06/30/2025 to 07/29/2025

Base Charge		\$1.45	
Street Lighting - Facilities		\$8.53	
Distribution System Charge	70 kWh @	\$ 0.0264286	\$1.85
Transmission Cost Recov Factor	70 kWh @	\$ 0.0094286	\$0.66
Distribution Cost Recovery	70 kWh @	\$ 0.0018571	\$0.13
Storm Recovery Charge	70 kWh @	\$ 0.012	\$0.84
Tax Refund Credit			\$0.10 CR
Storm Recovery Tax Credit	70 kWh @	\$ 0.0004286	\$0.03 CR
Rate Case Expense Surcharge	70 kWh @	\$ 0.0001429	\$0.01
TEEEF	70 kWh @	\$ 0.0008571	\$0.06
PUC Assessment			\$0.02

Total Distribution Charges	\$13.42
-----------------------------------	----------------

TOTAL CHARGES FOR ESI ID	\$16.10
---------------------------------	----------------

Customer Name: MATAGORDA COUNTY
Account Number: 100064844327
Invoice Number: 054253788019
Invoice Date: 08/08/2025

ESI ID Detail:

Service Address:

FM 459 UNIT P43 EL MATON, TX 77440

ESI ID: 10032789482241440

Product:

Fixed Price

Meter ID	Days	Read Type	Previous Read Date	Previous Meter Read	Current Read Date	Current Meter Read	Multiplier	Usage (kWh)	Actual kW/kVA	Billed kW/kVA
169715859	32	Actual	06/12/2025	7865	07/13/2025	7865	1.00	0		
TOTAL								0	0	0

Electric Service Commercial

Service Period: 06/12/2025 to 07/13/2025

TXU Energy Fixed Price

No Usage

\$0.00

Total Commercial Charges	\$0.00
---------------------------------	---------------

Electric Service Distribution

Service Period: 06/12/2025 to 07/13/2025

Base Charge

\$1.45

Meter Charge

\$4.21

Tax Refund Credit

\$0.05 CR

PUC Assessment

\$0.01

Total Distribution Charges	\$5.62
-----------------------------------	---------------

TOTAL CHARGES FOR ESI ID	\$5.62
---------------------------------	---------------



Customer Name: MATAGORDA COUNTY
Account Number: 100064844327
Invoice Number: 054253788019
Invoice Date: 08/08/2025

ESI ID Detail:

Service Address:
Product:

190 AVENUE F ODLT 400HPS MARKHAM, TX 77456
Fixed Price

ESI ID: 10032789476839781

Meter ID	Days	Read Type	Previous Read Date	Previous Meter Read	Current Read Date	Current Meter Read	Multiplier	Usage (kWh)	Actual kW/kVA	Billed kW/kVA
7007105031OT	32	Actual	06/20/2025	0	07/21/2025	155	1.00	155		
TOTAL								155	0	0

Electric Service Commercial

Service Period: 06/20/2025 to 07/21/2025
TXU Energy Fixed Price

Base Usage	155 kWh @	\$ 0.0377995	\$5.86
Other Charges			\$0.01
Market Securitization (Debt) Financing			\$0.07
Other ERCOT Incremental AS Charges			\$0.03
PUC Assessment			\$0.01

Total Commercial Charges	\$5.98
---------------------------------	---------------


Electric Service Distribution

Service Period: 06/20/2025 to 07/21/2025

Outdoor Lighting - Facilities			\$7.51
Distribution System Charge	155 kWh @	\$ 0.0264516	\$4.10
Transmission Cost Recov Factor	155 kWh @	\$ 0.0094839	\$1.47
Distribution Cost Recovery	155 kWh @	\$ 0.0018065	\$0.28
Storm Recovery Charge	155 kWh @	\$ 0.0120645	\$1.87
Tax Refund Credit			\$0.09 CR
Storm Recovery Tax Credit	155 kWh @	\$ 0.0004516	\$0.07 CR
Rate Case Expense Surcharge	155 kWh @	\$ 0.000129	\$0.02
TEEEF	155 kWh @	\$ 0.0009032	\$0.14
PUC Assessment			\$0.02

Total Distribution Charges	\$15.25
-----------------------------------	----------------

TOTAL CHARGES FOR ESI ID	\$21.23
---------------------------------	----------------



Customer Name: MATAGORDA COUNTY
Account Number: 100064844327
Invoice Number: 054253788019
Invoice Date: 08/08/2025

Page 42 of 65

ESI ID Detail:

Service Address: 190 AVENUE F UNIT ANNEX MARKHAM, TX 77456

ESI ID: 10032789426253880

Product: Fixed Price

Meter ID	Days	Read Type	Previous Read Date	Previous Meter Read	Current Read Date	Current Meter Read	Multiplier	Usage (kWh)	Actual kW/kVA	Billed kW/kVA
157911497	33	Actual	06/19/2025	16457	07/21/2025	16788	1.00	331	3	0
TOTAL								331	3	0

Electric Service Commercial

Service Period: 06/19/2025 to 07/21/2025

TXU Energy Fixed Price

Base Usage	331 kWh @	\$ 0.0377995	\$12.51
Other Charges			\$0.02
Market Securitization (Debt) Financing			\$0.14
Other ERCOT Incremental AS Charges			\$0.05
PUC Assessment			\$0.02

Total Commercial Charges	\$12.74
--------------------------	---------

Electric Service Distribution

Service Period: 06/19/2025 to 07/21/2025

Base Charge			\$1.45
Meter Charge			\$4.21
Distribution System Charge	331 kWh @	\$ 0.026454	\$8.76
Transmission Cost Recov Factor	331 kWh @	\$ 0.00949	\$3.14
Distribution Cost Recovery	331 kWh @	\$ 0.001786	\$0.59
Storm Recovery Charge	331 kWh @	\$ 0.001723	\$0.57
Tax Refund Credit			\$0.12 CR
Storm Recovery Tax Credit	331 kWh @	\$ 0.000063	\$0.02 CR
Rate Case Expense Surcharge	331 kWh @	\$ 0.000142	\$0.05
Energy Efficiency	331 kWh @	\$ 0.000693	\$0.23
TEEEF	331 kWh @	\$ 0.00088	\$0.29
PUC Assessment			\$0.03

Total Distribution Charges	\$19.18
----------------------------	---------

TOTAL CHARGES FOR ESI ID	\$31.92
--------------------------	---------

DST 00072061



Customer Name: MATAGORDA COUNTY
Account Number: 100064844327
Invoice Number: 054253788019
Invoice Date: 08/08/2025

Page 43 of 65

ESI ID Detail:

Service Address:

190 AVENUE F UNIT COMM CNT MARKHAM, TX 77456

ESI ID: 10032789476839780

Product:

Fixed Price

Meter ID	Days	Read Type	Previous Read Date	Previous Meter Read	Current Read Date	Current Meter Read	Multiplier	Usage (kWh)	Actual kW/kVA	Billed kW/kVA
200043930	32	Actual	06/20/2025	32921	07/21/2025	34439	1.00	1518	13	13
TOTAL								1518	13	13

Electric Service Commercial

Service Period: 06/20/2025 to 07/21/2025

TXU Energy Fixed Price

Base Usage	1518 kWh @	\$ 0.0377995	\$57.38
Other Charges			\$0.07
Market Securitization (Debt) Financing			\$0.66
Other ERCOT Incremental AS Charges			\$0.24
PUC Assessment			\$0.10

Total Commercial Charges	\$58.45
---------------------------------	----------------

Electric Service Distribution

Service Period: 06/20/2025 to 07/21/2025

Base Charge			\$2.28
Meter Charge			\$19.72
Distribution System Charge	13.4 kW @	\$ 7.148	\$95.78
Transmission Cost Recov Factor	13.4 kW @	\$ 4.314666	\$57.82
Distribution Cost Recovery	13.4 kW @	\$ 0.229231	\$3.07
Storm Recovery Charge	17.3 kW @	\$ 0.348575	\$6.03
Tax Refund Credit			\$0.96 CR
Storm Recovery Tax Credit	17.3 kW @	\$ 0.012576	\$0.22 CR
Rate Case Expense Surcharge	1,518 kWh @	\$ 0.0000633	\$0.10
Energy Efficiency	1,518 kWh @	\$ 0.00067	\$1.02
TEEEF	13.4 kW @	\$ 0.22171	\$2.97
PUC Assessment			\$0.30

Total Distribution Charges	\$187.91
-----------------------------------	-----------------

TOTAL CHARGES FOR ESI ID	\$246.36
---------------------------------	-----------------

000170 22/33

Customer Name: MATAGORDA COUNTY
Account Number: 100064844327
Invoice Number: 054253788019
Invoice Date: 08/08/2025

Page 44 of 65

ESI ID Detail:

Service Address: 190 AVENUE F UNIT FIRESTA MARKHAM, TX 77456
Product: Fixed Price

ESI ID: 10032789487564611

Meter ID	Days	Read Type	Previous Read Date	Previous Meter Read	Current Read Date	Current Meter Read	Multiplier	Usage (kWh)	Actual kW/kVA	Billed kW/kVA
200305070	32	Actual	06/20/2025	23859	07/21/2025	24991	1.00	1132		
TOTAL								1132	0	0

Electric Service Commercial

Service Period: 06/20/2025 to 07/21/2025

TXU Energy Fixed Price

Base Usage	1132 kWh @	\$ 0.0377995	\$42.79
Other Charges			\$0.05
Market Securitization (Debt) Financing			\$0.49
Other ERCOT Incremental AS Charges			\$0.19
PUC Assessment			\$0.07

Total Commercial Charges

\$43.59

Electric Service Distribution

Service Period: 06/20/2025 to 07/21/2025

Base Charge			\$1.45
Meter Charge			\$4.21
Distribution System Charge	1,132 kWh @	\$ 0.026454	\$29.95
Transmission Cost Recov Factor	1,132 kWh @	\$ 0.00949	\$10.74
Distribution Cost Recovery	1,132 kWh @	\$ 0.001786	\$2.02
Storm Recovery Charge	1,132 kWh @	\$ 0.001723	\$1.95
Tax Refund Credit			\$0.29 CR
Storm Recovery Tax Credit	1,132 kWh @	\$ 0.000063	\$0.07 CR
Rate Case Expense Surcharge	1,132 kWh @	\$ 0.000142	\$0.16
Energy Efficiency	1,132 kWh @	\$ 0.000693	\$0.78
TEEEF	1,132 kWh @	\$ 0.00088	\$1.00
PUC Assessment			\$0.08

Total Distribution Charges

\$51.98

TOTAL CHARGES FOR ESI ID

\$95.57

DST 00072061



Customer Name: MATAGORDA COUNTY
Account Number: 100064844327
Invoice Number: 054253788019
Invoice Date: 08/08/2025

Page 45 of 65

ESI ID Detail:

Service Address:
Product:

190 AVENUE F UNIT JP OFF MARKHAM, TX 77456
Fixed Price

ESI ID: 10032789461015050

Meter ID	Days	Read Type	Previous Read Date	Previous Meter Read	Current Read Date	Current Meter Read	Multiplier	Usage (kWh)	Actual kW/kVA	Billed kW/kVA
163788084	32	Actual	06/20/2025	54277	07/21/2025	55863	1.00	1586		
TOTAL								1586	0	0

Electric Service Commercial

Service Period: 06/20/2025 to 07/21/2025

TXU Energy Fixed Price

Base Usage	1586 kWh @	\$ 0.0377995	\$59.95
Other Charges			\$0.07
Market Securitization (Debt) Financing			\$0.69
Other ERCOT Incremental AS Charges			\$0.27
PUC Assessment			\$0.10

Total Commercial Charges	\$61.08
---------------------------------	----------------

Electric Service Distribution

Service Period: 06/20/2025 to 07/21/2025

Base Charge			\$1.45
Meter Charge			\$4.21
Distribution System Charge	1,586 kWh @	\$ 0.026454	\$41.96
Transmission Cost Recov Factor	1,586 kWh @	\$ 0.00949	\$15.05
Distribution Cost Recovery	1,586 kWh @	\$ 0.001786	\$2.83
Storm Recovery Charge	1,586 kWh @	\$ 0.001723	\$2.73
Tax Refund Credit			\$0.39 CR
Storm Recovery Tax Credit	1,586 kWh @	\$ 0.000063	\$0.10 CR
Rate Case Expense Surcharge	1,586 kWh @	\$ 0.000142	\$0.23
Energy Efficiency	1,586 kWh @	\$ 0.000693	\$1.10
TEEEF	1,586 kWh @	\$ 0.00088	\$1.40
PUC Assessment			\$0.11

Total Distribution Charges	\$70.58
-----------------------------------	----------------

TOTAL CHARGES FOR ESI ID	\$131.66
---------------------------------	-----------------

000170 23/33

Customer Name: MATAGORDA COUNTY
Account Number: 100064844327
Invoice Number: 054253788019
Invoice Date: 08/08/2025

Page 46 of 65

ESI ID Detail:

Service Address: 1203 COUNTY ROAD 243 UNIT FIRESTA MATAGORDA, TX 77457
Product: Fixed Price

ESI ID: 10032789427413670

Meter ID	Days	Read Type	Previous Read Date	Previous Meter Read	Current Read Date	Current Meter Read	Multiplier	Usage (kWh)	Actual kW/kVA	Billed kW/kVA
122279171	30	Actual	06/18/2025	60493	07/17/2025	60884	1.00	391	3	0
TOTAL								391	3	0

Electric Service Commercial

Service Period: 06/18/2025 to 07/17/2025

TXU Energy Fixed Price

Base Usage	391 kWh @	\$ 0.0377995	\$14.78
Other Charges			\$0.02
Market Securitization (Debt) Financing			\$0.17
Other ERCOT Incremental AS Charges			\$0.06
PUC Assessment			\$0.03

Total Commercial Charges	\$15.06
--------------------------	---------

Electric Service Distribution

Service Period: 06/18/2025 to 07/17/2025

Base Charge			\$1.45
Meter Charge			\$4.21
Distribution System Charge	391 kWh @	\$ 0.026454	\$10.34
Transmission Cost Recov Factor	391 kWh @	\$ 0.00949	\$3.71
Distribution Cost Recovery	391 kWh @	\$ 0.001786	\$0.70
Storm Recovery Charge	391 kWh @	\$ 0.001723	\$0.67
Tax Refund Credit			\$0.13 CR
Storm Recovery Tax Credit	391 kWh @	\$ 0.000063	\$0.02 CR
Regulatory Asset Recovery	391 kWh @	\$ 0.000171	\$0.07
Rate Case Expense Surcharge	391 kWh @	\$ 0.000142	\$0.06
Energy Efficiency	391 kWh @	\$ 0.000693	\$0.27
TEEEF	391 kWh @	\$ 0.00088	\$0.34
PUC Assessment			\$0.03

Total Distribution Charges	\$21.70
----------------------------	---------

TOTAL CHARGES FOR ESI ID	\$36.76
--------------------------	---------

DST 00072061



Customer Name: MATAGORDA COUNTY
Account Number: 100064844327
Invoice Number: 054253788019
Invoice Date: 08/08/2025

ESI ID Detail:

Service Address:

18 COUNTY ROAD 252 MATAGORDA, TX 77457

ESI ID: 10032789403973976

Product:

Fixed Price

Meter ID	Days	Read Type	Previous Read Date	Previous Meter Read	Current Read Date	Current Meter Read	Multiplier	Usage (kWh)	Actual kW/kVA	Billed kW/kVA
119711668	32	Actual	06/19/2025	175166	07/20/2025	175186	1.00	20	3	0
TOTAL								20	3	0

Electric Service Commercial

Service Period: 06/19/2025 to 07/20/2025

TXU Energy Fixed Price

Base Usage

20 kWh @ \$ 0.0377995

\$0.76

Market Securitization (Debt) Financing

\$0.01

Total Commercial Charges

\$0.77

Electric Service Distribution

Service Period: 06/19/2025 to 07/20/2025

Base Charge

\$1.45

Meter Charge

\$4.21

Distribution System Charge

20 kWh @ \$ 0.026454

\$0.53

Transmission Cost Recov Factor

20 kWh @ \$ 0.00949

\$0.19

Distribution Cost Recovery

20 kWh @ \$ 0.001786

\$0.04

Storm Recovery Charge

20 kWh @ \$ 0.001723

\$0.03

Tax Refund Credit

\$0.05 CR

Energy Efficiency

20 kWh @ \$ 0.000693

\$0.01

TEEEF

20 kWh @ \$ 0.00088

\$0.02

PUC Assessment

\$0.01

Total Distribution Charges

\$6.44

TOTAL CHARGES FOR ESI ID

\$7.21

Customer Name: MATAGORDA COUNTY
Account Number: 100064844327
Invoice Number: 054253788019
Invoice Date: 08/08/2025

ESI ID Detail:

Service Address: 414 FISHER MATAGORDA, TX 77457
Product: Fixed Price

ESI ID: 10032789427542180

Meter ID	Days	Read Type	Previous Read Date	Previous Meter Read	Current Read Date	Current Meter Read	Multiplier	Usage (kWh)	Actual kW/kVA	Billed kW/kVA
200527912	32	Actual	06/19/2025	2164	07/20/2025	2301	1.00	137		
TOTAL								137	0	0

Electric Service Commercial

Service Period: 06/19/2025 to 07/20/2025

TXU Energy Fixed Price

Base Usage	137 kWh @	\$ 0.0377995	\$5.18
Other Charges			\$0.01
Market Securitization (Debt) Financing			\$0.06
Other ERCOT Incremental AS Charges			\$0.03
PUC Assessment			\$0.01

Total Commercial Charges	\$5.29
---------------------------------	---------------

Electric Service Distribution

Service Period: 06/19/2025 to 07/20/2025

Base Charge			\$1.45
Meter Charge			\$4.21
Distribution System Charge	137 kWh @	\$ 0.026454	\$3.62
Transmission Cost Recov Factor	137 kWh @	\$ 0.00949	\$1.30
Distribution Cost Recovery	137 kWh @	\$ 0.001786	\$0.24
Storm Recovery Charge	137 kWh @	\$ 0.001723	\$0.24
Tax Refund Credit			\$0.08 CR
Storm Recovery Tax Credit	137 kWh @	\$ 0.000063	\$0.01 CR
Regulatory Asset Recovery	137 kWh @	\$ 0.000171	\$0.02
Rate Case Expense Surcharge	137 kWh @	\$ 0.000142	\$0.02
Energy Efficiency	137 kWh @	\$ 0.000693	\$0.09
TEEEF	137 kWh @	\$ 0.00088	\$0.12
PUC Assessment			\$0.02

Total Distribution Charges	\$11.24
-----------------------------------	----------------

TOTAL CHARGES FOR ESI ID	\$16.53
---------------------------------	----------------



Customer Name: MATAGORDA COUNTY
Account Number: 100064844327
Invoice Number: 054253788019
Invoice Date: 08/08/2025

ESI ID Detail:

Service Address:

OLD GULF RD UNIT STATION COLLECT STA MATAGORDA, TX 77457

ESI ID: 10032789494278861

Product:

Fixed Price

Meter ID	Days	Read Type	Previous Read Date	Previous Meter Read	Current Read Date	Current Meter Read	Multiplier	Usage (kWh)	Actual kW/kVA	Billed kW/kVA
119431822	30	Actual	06/17/2025	3409	07/16/2025	3476	1.00	67	1	0
TOTAL								67	1	0

Electric Service Commercial

Service Period: 06/17/2025 to 07/16/2025

TXU Energy Fixed Price

Base Usage	67 kWh @	\$ 0.0377995	\$2.53
Market Securitization (Debt) Financing			\$0.03
Other ERCOT Incremental AS Charges			\$0.01

Total Commercial Charges

\$2.57

Electric Service Distribution

Service Period: 06/17/2025 to 07/16/2025

Base Charge			\$1.45
Meter Charge			\$4.21
Distribution System Charge	67 kWh @	\$ 0.026454	\$1.77
Transmission Cost Recov Factor	67 kWh @	\$ 0.00949	\$0.64
Distribution Cost Recovery	67 kWh @	\$ 0.001786	\$0.12
Storm Recovery Charge	67 kWh @	\$ 0.001723	\$0.12
Tax Refund Credit			\$0.06 CR
Regulatory Asset Recovery	67 kWh @	\$ 0.000171	\$0.01
Rate Case Expense Surcharge	67 kWh @	\$ 0.000142	\$0.01
Energy Efficiency	67 kWh @	\$ 0.000693	\$0.05
TEEEF	67 kWh @	\$ 0.00088	\$0.06
PUC Assessment			\$0.01

Total Distribution Charges

\$8.39

TOTAL CHARGES FOR ESI ID

\$10.96

Customer Name: MATAGORDA COUNTY
Account Number: 100064844327
Invoice Number: 054253788019
Invoice Date: 08/08/2025

ESI ID Detail:

Service Address: 115 LAUREL MATAGORDA, TX 77457
Product: Fixed Price

ESI ID: 10032789495257641

Meter ID	Days	Read Type	Previous Read Date	Previous Meter Read	Current Read Date	Current Meter Read	Multiplier	Usage (kWh)	Actual kW/kVA	Billed kW/kVA
200292168	32	Actual	06/19/2025	2766	07/20/2025	3781	1.00	1015	4	0
TOTAL								1015	4	0

Electric Service Commercial

Service Period: 06/19/2025 to 07/20/2025

TXU Energy Fixed Price

Base Usage	1015 kWh @	\$ 0.0377995	\$38.37
Other Charges			\$0.05
Market Securitization (Debt) Financing			\$0.44
Other ERCOT Incremental AS Charges			\$0.16
PUC Assessment			\$0.07

Total Commercial Charges	\$39.09
---------------------------------	----------------

Electric Service Distribution

Service Period: 06/19/2025 to 07/20/2025

Base Charge			\$1.45
Meter Charge			\$4.21
Distribution System Charge	1,015 kWh @	\$ 0.026454	\$26.85
Transmission Cost Recov Factor	1,015 kWh @	\$ 0.00949	\$9.63
Distribution Cost Recovery	1,015 kWh @	\$ 0.001786	\$1.81
Storm Recovery Charge	1,015 kWh @	\$ 0.001723	\$1.75
Tax Refund Credit			\$0.26 CR
Storm Recovery Tax Credit	1,015 kWh @	\$ 0.000063	\$0.06 CR
Regulatory Asset Recovery	1,015 kWh @	\$ 0.000171	\$0.17
Rate Case Expense Surcharge	1,015 kWh @	\$ 0.000142	\$0.14
Energy Efficiency	1,015 kWh @	\$ 0.000693	\$0.70
TEEEF	1,015 kWh @	\$ 0.00088	\$0.89
PUC Assessment			\$0.07

Total Distribution Charges	\$47.35
-----------------------------------	----------------

TOTAL CHARGES FOR ESI ID	\$86.44
---------------------------------	----------------



Customer Name: MATAGORDA COUNTY
Account Number: 100064844327
Invoice Number: 054253788019
Invoice Date: 08/08/2025

ESI ID Detail:

Service Address: 772 LAUREL SEASONAL METER MATAGORDA, TX 77457
Product: Fixed Price

ESI ID: 10032789417127397

Meter ID	Days	Read Type	Previous Read Date	Previous Meter Read	Current Read Date	Current Meter Read	Multiplier	Usage (kWh)	Actual kW/kVA	Billed kW/kVA
148896249	32	Actual	06/19/2025	9081	07/20/2025	9772	1.00	691	3	0
TOTAL								691	3	0

Electric Service Commercial

Service Period: 06/19/2025 to 07/20/2025

TXU Energy Fixed Price

Base Usage	691 kWh @	\$ 0.0377995	\$26.12
Other Charges			\$0.03
Market Securitization (Debt) Financing			\$0.31
Other ERCOT Incremental AS Charges			\$0.11
PUC Assessment			\$0.04

Total Commercial Charges	\$26.61
---------------------------------	----------------

Electric Service Distribution

Service Period: 06/19/2025 to 07/20/2025

Base Charge			\$1.45
Meter Charge			\$4.21
Distribution System Charge	691 kWh @	\$ 0.026454	\$18.28
Transmission Cost Recov Factor	691 kWh @	\$ 0.00949	\$6.56
Distribution Cost Recovery	691 kWh @	\$ 0.001786	\$1.23
Storm Recovery Charge	691 kWh @	\$ 0.001723	\$1.19
Tax Refund Credit			\$0.19 CR
Storm Recovery Tax Credit	691 kWh @	\$ 0.000063	\$0.04 CR
Regulatory Asset Recovery	691 kWh @	\$ 0.000171	\$0.12
Rate Case Expense Surcharge	691 kWh @	\$ 0.000142	\$0.10
Energy Efficiency	691 kWh @	\$ 0.000693	\$0.48
TEEEF	691 kWh @	\$ 0.00088	\$0.61
PUC Assessment			\$0.05

Total Distribution Charges	\$34.05
-----------------------------------	----------------

TOTAL CHARGES FOR ESI ID	\$60.66
---------------------------------	----------------

Customer Name: MATAGORDA COUNTY
Account Number: 100064844327
Invoice Number: 054253788019
Invoice Date: 08/08/2025

ESI ID Detail:

Service Address:

487 MAGNOLIA ST UNIT MATAGORDA, TX 77457

ESI ID: 10032789414370120

Product:

Fixed Price

Meter ID	Days	Read Type	Previous Read Date	Previous Meter Read	Current Read Date	Current Meter Read	Multiplier	Usage (kWh)	Actual kW/kVA	Billed kW/kVA
200227986	32	Actual	06/19/2025	18394	07/20/2025	20038	1.00	1644	7	7
TOTAL								1644	7	7

Electric Service Commercial

Service Period: 06/19/2025 to 07/20/2025

TXU Energy Fixed Price

Base Usage	1644 kWh @	\$ 0.0377995	\$62.14
Other Charges			\$0.08
Market Securitization (Debt) Financing			\$0.71
Other ERCOT Incremental AS Charges			\$0.26
PUC Assessment			\$0.11

Total Commercial Charges

\$63.30

Electric Service Distribution

Service Period: 06/19/2025 to 07/20/2025

Base Charge			\$2.28
Meter Charge			\$19.72
Distribution System Charge	7.3 kW @	\$ 7.148	\$52.18
Transmission Cost Recov Factor	7.3 kW @	\$ 4.314666	\$31.50
Distribution Cost Recovery	7.3 kW @	\$ 0.229231	\$1.67
Storm Recovery Charge	9.2 kW @	\$ 0.348575	\$3.21
Tax Refund Credit			\$0.60 CR
Storm Recovery Tax Credit	9.2 kW @	\$ 0.012576	\$0.12 CR
Regulatory Asset Recovery	7.3 kW @	\$ 0.052535	\$0.38
Rate Case Expense Surcharge	1,644 kWh @	\$ 0.0000633	\$0.10
Energy Efficiency	1,644 kWh @	\$ 0.00067	\$1.10
TEEEF	7.3 kW @	\$ 0.22171	\$1.62
PUC Assessment			\$0.18

Total Distribution Charges

\$113.22

TOTAL CHARGES FOR ESI ID

\$176.52



Customer Name: MATAGORDA COUNTY
Account Number: 100064844327
Invoice Number: 054253788019
Invoice Date: 08/08/2025

ESI ID Detail:

Service Address:

637 MARKET ST UNIT FIRESTA MATAGORDA, TX 77457

ESI ID: 10032789446568110

Product:

Fixed Price

Meter ID	Days	Read Type	Previous Read Date	Previous Meter Read	Current Read Date	Current Meter Read	Multiplier	Usage (kWh)	Actual kW/kVA	Billed kW/kVA
122330875	32	Actual	06/19/2025	206832	07/20/2025	209031	1.00	2199	19	19
TOTAL								2199	19	19

Electric Service Commercial

Service Period: 06/19/2025 to 07/20/2025

TXU Energy Fixed Price

Base Usage	2199 kWh @	\$ 0.0377995	\$83.12
Other Charges			\$0.10
Market Securitization (Debt) Financing			\$0.96
Other ERCOT Incremental AS Charges			\$0.35
PUC Assessment			\$0.14

Total Commercial Charges \$84.67

Electric Service Distribution

Service Period: 06/19/2025 to 07/20/2025

Base Charge			\$2.28
Meter Charge			\$19.72
Distribution System Charge	18.9 kW @	\$ 7.148	\$135.10
Transmission Cost Recov Factor	18.9 kW @	\$ 4.314666	\$81.55
Distribution Cost Recovery	18.9 kW @	\$ 0.229231	\$4.33
Storm Recovery Charge	18.9 kW @	\$ 0.348575	\$6.59
Tax Refund Credit			\$1.28 CR
Storm Recovery Tax Credit	18.9 kW @	\$ 0.012576	\$0.24 CR
Regulatory Asset Recovery	18.9 kW @	\$ 0.052535	\$0.99
Rate Case Expense Surcharge	2,199 kWh @	\$ 0.0000633	\$0.14
Energy Efficiency	2,199 kWh @	\$ 0.00067	\$1.47
TEEEF	18.9 kW @	\$ 0.22171	\$4.19
PUC Assessment			\$0.41

Total Distribution Charges \$255.25

TOTAL CHARGES FOR ESI ID \$339.92

Customer Name: MATAGORDA COUNTY
Account Number: 100064844327
Invoice Number: 054253788019
Invoice Date: 08/08/2025

ESI ID Detail:

Service Address: 2 RIVER BEND ODLT 400HPS MATAGORDA, TX 77457
Product: Fixed Price

ESI ID: 10032789432664941

Meter ID	Days	Read Type	Previous Read Date	Previous Meter Read	Current Read Date	Current Meter Read	Multiplier	Usage (kWh)	Actual kW/kVA	Billed kW/kVA
7006992918SD	32	Actual	06/19/2025	0	07/20/2025	155	1.00	155		
TOTAL								155	0	0

Electric Service Commercial

Service Period: 06/19/2025 to 07/20/2025

TXU Energy Fixed Price

Base Usage	155 kWh @	\$ 0.0377995	\$5.86
Other Charges			\$0.01
Market Securitization (Debt) Financing			\$0.07
Other ERCOT Incremental AS Charges			\$0.03
PUC Assessment			\$0.01

Total Commercial Charges	\$5.98
---------------------------------	---------------

Electric Service Distribution

Service Period: 06/19/2025 to 07/20/2025

Outdoor Lighting - Facilities			\$7.51
Distribution System Charge	155 kWh @	\$ 0.0264516	\$4.10
Transmission Cost Recov Factor	155 kWh @	\$ 0.0094839	\$1.47
Distribution Cost Recovery	155 kWh @	\$ 0.0018065	\$0.28
Storm Recovery Charge	155 kWh @	\$ 0.0120645	\$1.87
Tax Refund Credit			\$0.09 CR
Storm Recovery Tax Credit	155 kWh @	\$ 0.0004516	\$0.07 CR
Regulatory Asset Recovery	155 kWh @	\$ 0.0002581	\$0.04
Rate Case Expense Surcharge	155 kWh @	\$ 0.000129	\$0.02
TEEEF	155 kWh @	\$ 0.0009032	\$0.14
PUC Assessment			\$0.02

Total Distribution Charges	\$15.29
-----------------------------------	----------------

TOTAL CHARGES FOR ESI ID	\$21.27
---------------------------------	----------------



Customer Name: MATAGORDA COUNTY
Account Number: 100064844327
Invoice Number: 054253788019
Invoice Date: 08/08/2025

Page 55 of 65

ESI ID Detail:

Service Address: HIGHWAY 111 ODL MIDFIELD, TX 77458
Product: Fixed Price

ESI ID: 10032789492176731

Meter ID	Days	Read Type	Previous Read Date	Previous Meter Read	Current Read Date	Current Meter Read	Multiplier	Usage (kWh)	Actual kW/kVA	Billed kW/kVA
7007147859SD	32	Actual	06/05/2025	0	07/06/2025	104	1.00	104		
TOTAL								104	0	0

Electric Service Commercial

Service Period: 06/05/2025 to 07/06/2025

TXU Energy Fixed Price

Base Usage	104 kWh @	\$ 0.0377995	\$3.93
Other Charges			\$0.01
Market Securitization (Debt) Financing			\$0.05
Other ERCOT Incremental AS Charges			\$0.02
PUC Assessment			\$0.01

Total Commercial Charges	\$4.02
---------------------------------	---------------


Electric Service Distribution

Service Period: 06/05/2025 to 07/06/2025

Outdoor Lighting - Facilities			\$7.11
Distribution System Charge	104 kWh @	\$ 0.0264423	\$2.75
Transmission Cost Recov Factor	104 kWh @	\$ 0.0095192	\$0.99
Distribution Cost Recovery	104 kWh @	\$ 0.0018269	\$0.19
Storm Recovery Charge	104 kWh @	\$ 0.0120192	\$1.25
Tax Refund Credit			\$0.08 CR
Storm Recovery Tax Credit	104 kWh @	\$ 0.0004808	\$0.05 CR
Regulatory Asset Recovery	104 kWh @	\$ 0.0002885	\$0.03
Rate Case Expense Surcharge	104 kWh @	\$ 0.0000962	\$0.01
TEEEF	104 kWh @	\$ 0.0008654	\$0.09
PUC Assessment			\$0.02

Total Distribution Charges	\$12.31
-----------------------------------	----------------

TOTAL CHARGES FOR ESI ID	\$16.33
---------------------------------	----------------



000170 28/33

Customer Name: MATAGORDA COUNTY
Account Number: 100064844327
Invoice Number: 054253788019
Invoice Date: 08/08/2025

ESI ID Detail:

Service Address: 110 JUNETTA AVE MIDFIELD, TX 77458

ESI ID: 10032789459047060

Product: Fixed Price

Meter ID	Days	Read Type	Previous Read Date	Previous Meter Read	Current Read Date	Current Meter Read	Multiplier	Usage (kWh)	Actual kW/kVA	Billed kW/kVA
157104699	32	Actual	06/05/2025	22324	07/06/2025	22643	1.00	319	8	8
TOTAL								319	8	8

Electric Service Commercial

Service Period: 06/05/2025 to 07/06/2025

TXU Energy Fixed Price

Base Usage	319 kWh @	\$ 0.0377995	\$12.06
Other Charges			\$0.02
Market Securitization (Debt) Financing			\$0.15
Other ERCOT Incremental AS Charges			\$0.04
PUC Assessment			\$0.02

Total Commercial Charges	\$12.29
---------------------------------	----------------

Electric Service Distribution

Service Period: 06/05/2025 to 07/06/2025

Base Charge			\$2.28
Meter Charge			\$19.72
Distribution System Charge	8.3 kW @	\$ 7.148	\$59.33
Transmission Cost Recov Factor	8.3 kW @	\$ 4.314666	\$35.81
Distribution Cost Recovery	8.3 kW @	\$ 0.229231	\$1.90
Storm Recovery Charge	19.4 kW @	\$ 0.348575	\$6.76
Tax Refund Credit			\$0.66 CR
Storm Recovery Tax Credit	19.4 kW @	\$ 0.012576	\$0.24 CR
Regulatory Asset Recovery	8.3 kW @	\$ 0.052535	\$0.44
Rate Case Expense Surcharge	319 kWh @	\$ 0.0000633	\$0.02
Energy Efficiency	319 kWh @	\$ 0.00067	\$0.21
TEEEF	8.3 kW @	\$ 0.22171	\$1.84
PUC Assessment			\$0.20

Total Distribution Charges	\$127.61
-----------------------------------	-----------------

TOTAL CHARGES FOR ESI ID	\$139.90
---------------------------------	-----------------



Customer Name: MATAGORDA COUNTY
Account Number: 100064844327
Invoice Number: 054253788019
Invoice Date: 08/08/2025

ESI ID Detail:

Service Address: 110 JUNETTA ODLT 150HPS AL MIDFIELD, TX 77458
Product: Fixed Price

ESI ID: 10032789459047061

Meter ID	Days	Read Type	Previous Read Date	Previous Meter Read	Current Read Date	Current Meter Read	Multiplier	Usage (kWh)	Actual kW/kVA	Billed kW/kVA
7007074246SD	32	Actual	06/05/2025	0	07/06/2025	57	1.00	57		
TOTAL								57	0	0

Electric Service Commercial

Service Period: 06/05/2025 to 07/06/2025

TXU Energy Fixed Price

Base Usage	57 kWh @	\$ 0.0377995	\$2.15
Other Charges			\$0.01
Market Securitization (Debt) Financing			\$0.03

Total Commercial Charges	\$2.19
---------------------------------	---------------

Electric Service Distribution

Service Period: 06/05/2025 to 07/06/2025

Outdoor Lighting - Facilities			\$6.44
Distribution System Charge	57 kWh @	\$ 0.0264912	\$1.51
Transmission Cost Recov Factor	57 kWh @	\$ 0.0094737	\$0.54
Distribution Cost Recovery	57 kWh @	\$ 0.0017544	\$0.10
Storm Recovery Charge	57 kWh @	\$ 0.0121053	\$0.69
Tax Refund Credit			\$0.06 CR
Storm Recovery Tax Credit	57 kWh @	\$ 0.0003509	\$0.02 CR
Regulatory Asset Recovery	57 kWh @	\$ 0.0003509	\$0.02
Rate Case Expense Surcharge	57 kWh @	\$ 0.0001754	\$0.01
TEEEF	57 kWh @	\$ 0.0008772	\$0.05
PUC Assessment			\$0.01

Total Distribution Charges	\$9.29
-----------------------------------	---------------

TOTAL CHARGES FOR ESI ID	\$11.48
---------------------------------	----------------



Customer Name: MATAGORDA COUNTY
Account Number: 100064844327
Invoice Number: 054253788019
Invoice Date: 08/08/2025

ESI ID Detail:

Service Address: RAWLS ODL MIDFIELD, TX 77458

ESI ID: 10032789461418841

Product: Fixed Price

Meter ID	Days	Read Type	Previous Read Date	Previous Meter Read	Current Read Date	Current Meter Read	Multiplier	Usage (kWh)	Actual kW/kVA	Billed kW/kVA
7007068113SD	32	Actual	06/05/2025	0	07/06/2025	104	1.00	104		
TOTAL								104	0	0

Electric Service Commercial

Service Period: 06/05/2025 to 07/06/2025

TXU Energy Fixed Price

Base Usage	104 kWh @	\$ 0.0377995	\$3.93
Other Charges			\$0.01
Market Securitization (Debt) Financing			\$0.05
Other ERCOT Incremental AS Charges			\$0.02
PUC Assessment			\$0.01

Total Commercial Charges	\$4.02
---------------------------------	---------------

Electric Service Distribution

Service Period: 06/05/2025 to 07/06/2025

Outdoor Lighting - Facilities			\$7.11
Distribution System Charge	104 kWh @	\$ 0.0264423	\$2.75
Transmission Cost Recov Factor	104 kWh @	\$ 0.0095192	\$0.99
Distribution Cost Recovery	104 kWh @	\$ 0.0018269	\$0.19
Storm Recovery Charge	104 kWh @	\$ 0.0120192	\$1.25
Tax Refund Credit			\$0.08 CR
Storm Recovery Tax Credit	104 kWh @	\$ 0.0004808	\$0.05 CR
Regulatory Asset Recovery	104 kWh @	\$ 0.0002885	\$0.03
Rate Case Expense Surcharge	104 kWh @	\$ 0.0000962	\$0.01
TEEEF	104 kWh @	\$ 0.0008654	\$0.09
PUC Assessment			\$0.02

Total Distribution Charges	\$12.31
-----------------------------------	----------------

TOTAL CHARGES FOR ESI ID	\$16.33
---------------------------------	----------------



Customer Name: MATAGORDA COUNTY
Account Number: 100064844327
Invoice Number: 054253788019
Invoice Date: 08/08/2025

ESI ID Detail:

Service Address: 955 STREETLIGHT STLG 1000HPS MIDFIELD, TX 77458
Product: Fixed Price

ESI ID: 10032789441468646

Meter ID	Days	Read Type	Previous Read Date	Previous Meter Read	Current Read Date	Current Meter Read	Multiplier	Usage (kWh)	Actual kW/kVA	Billed kW/kVA
7005524968SD	32	Actual	06/27/2025	0	07/28/2025	367	1.00	367		
TOTAL								367	0	0

Electric Service Commercial

Service Period: 06/27/2025 to 07/28/2025

TXU Energy Fixed Price

Base Usage	367 kWh @	\$ 0.0377995	\$13.87
Other Charges			\$0.02
Market Securitization (Debt) Financing			\$0.16
Other ERCOT Incremental AS Charges			\$0.08
PUC Assessment			\$0.02

Total Commercial Charges	\$14.15
---------------------------------	----------------

Electric Service Distribution

Service Period: 06/27/2025 to 07/28/2025

Base Charge			\$1.45
Street Lighting - Facilities			\$10.19
Distribution System Charge	367 kWh @	\$ 0.0264578	\$9.71
Transmission Cost Recov Factor	367 kWh @	\$ 0.0094823	\$3.48
Distribution Cost Recovery	367 kWh @	\$ 0.0017984	\$0.66
Storm Recovery Charge	367 kWh @	\$ 0.0120436	\$4.42
Tax Refund Credit			\$0.17 CR
Storm Recovery Tax Credit	367 kWh @	\$ 0.000436	\$0.16 CR
Rate Case Expense Surcharge	367 kWh @	\$ 0.0001362	\$0.05
TEEEF	367 kWh @	\$ 0.0008719	\$0.32
PUC Assessment			\$0.04

Total Distribution Charges	\$29.99
-----------------------------------	----------------

TOTAL CHARGES FOR ESI ID	\$44.14
---------------------------------	----------------

Customer Name: MATAGORDA COUNTY
Account Number: 100064844327
Invoice Number: 054253788019
Invoice Date: 08/08/2025

ESI ID Detail:

Service Address:

RAWLS UNIT FIRESTA MIDFIELD, TX 77458

ESI ID: 10032789433412700

Product:

Fixed Price

Meter ID	Days	Read Type	Previous Read Date	Previous Meter Read	Current Read Date	Current Meter Read	Multiplier	Usage (kWh)	Actual kW/kVA	Billed kW/kVA
136592656	32	Actual	06/05/2025	233372	07/06/2025	236493	1.00	3121	10	10
TOTAL								3121	10	10

Electric Service Commercial

Service Period: 06/05/2025 to 07/06/2025

TXU Energy Fixed Price

Base Usage	3121 kWh @	\$ 0.0377995	\$117.97
Other Charges			\$0.22
Market Securitization (Debt) Financing			\$1.56
Other ERCOT Incremental AS Charges			\$0.36
PUC Assessment			\$0.20

Total Commercial Charges

\$120.31

Electric Service Distribution

Service Period: 06/05/2025 to 07/06/2025

Base Charge			\$2.28
Meter Charge			\$19.72
Distribution System Charge	9.6 kW @	\$ 7.148	\$68.62
Transmission Cost Recov Factor	9.6 kW @	\$ 4.314666	\$41.42
Distribution Cost Recovery	9.6 kW @	\$ 0.229231	\$2.20
Storm Recovery Charge	12 kW @	\$ 0.348575	\$4.18
Tax Refund Credit			\$0.74 CR
Storm Recovery Tax Credit	12 kW @	\$ 0.012576	\$0.15 CR
Regulatory Asset Recovery	9.6 kW @	\$ 0.052535	\$0.50
Rate Case Expense Surcharge	3,121 kWh @	\$ 0.0000633	\$0.20
Energy Efficiency	3,121 kWh @	\$ 0.00067	\$2.09
TEEEF	9.6 kW @	\$ 0.22171	\$2.13
PUC Assessment			\$0.23

Total Distribution Charges

\$142.68

TOTAL CHARGES FOR ESI ID

\$262.99



Customer Name: MATAGORDA COUNTY
Account Number: 100064844327
Invoice Number: 054253788019
Invoice Date: 08/08/2025

ESI ID Detail:

Service Address:
Product:

405 COMMERCE ST PALACIOS, TX 77465-5468
Fixed Price

ESI ID: 10032789440808411

Meter ID	Days	Read Type	Previous Read Date	Previous Meter Read	Current Read Date	Current Meter Read	Multiplier	Usage (kWh)	Actual kW/kVA	Billed kW/kVA
119430885	30	Actual	06/23/2025	751080	07/22/2025	755454	1.00	4374	12	12
TOTAL								4374	12	12

Electric Service Commercial

Service Period: 06/23/2025 to 07/22/2025
TXU Energy Fixed Price

Base Usage	4374 kWh @	\$ 0.0377995	\$165.33
Other Charges			\$0.20
Market Securitization (Debt) Financing			\$1.91
Other ERCOT Incremental AS Charges			\$0.76
PUC Assessment			\$0.28
Gross Receipts Reimb			\$1.82

Total Commercial Charges	\$170.30
--------------------------	----------

Electric Service Distribution

Service Period: 06/23/2025 to 07/22/2025

Base Charge			\$2.28
Meter Charge			\$19.72
Distribution System Charge	11.5 kW @	\$ 7.148	\$82.20
Transmission Cost Recov Factor	11.5 kW @	\$ 4.314666	\$49.62
Distribution Cost Recovery	11.5 kW @	\$ 0.229231	\$2.64
Storm Recovery Charge	23.5 kW @	\$ 0.348575	\$8.19
Tax Refund Credit			\$0.85 CR
Storm Recovery Tax Credit	23.5 kW @	\$ 0.012576	\$0.30 CR
Rate Case Expense Surcharge	4,374 kWh @	\$ 0.0000633	\$0.28
Energy Efficiency	4,374 kWh @	\$ 0.00067	\$2.93
TEEEF	11.5 kW @	\$ 0.22171	\$2.55
PUC Assessment			\$0.27
Gross Receipts Reimb			\$1.71

Total Distribution Charges	\$171.24
----------------------------	----------

TOTAL CHARGES FOR ESI ID	\$341.54
--------------------------	----------

Customer Name: MATAGORDA COUNTY
Account Number: 100064844327
Invoice Number: 054253788019
Invoice Date: 08/08/2025

ESI ID Detail:

Service Address: 25000 STATE HIGHWAY 35 S PALACIOS, TX 77465-1920
Product: Fixed Price

ESI ID: 10032789474945242

Meter ID	Days	Read Type	Previous Read Date	Previous Meter Read	Current Read Date	Current Meter Read	Multiplier	Usage (kWh)	Actual kW/kVA	Billed kW/kVA
7005712552SD	32	Actual	06/12/2025	0	07/13/2025	620	1.00	620		
TOTAL								620	0	0

Electric Service Commercial

Service Period: 06/12/2025 to 07/13/2025

TXU Energy Fixed Price

Base Usage	620 kWh @	\$ 0.0377995	\$23.43
Other Charges			\$0.05
Market Securitization (Debt) Financing			\$0.28
Other ERCOT Incremental AS Charges			\$0.09
PUC Assessment			\$0.04

Total Commercial Charges	\$23.89
---------------------------------	----------------

Electric Service Distribution

Service Period: 06/12/2025 to 07/13/2025

Outdoor Lighting - Facilities			\$30.04
Distribution System Charge	620 kWh @	\$ 0.0264516	\$16.40
Transmission Cost Recov Factor	620 kWh @	\$ 0.0094839	\$5.88
Distribution Cost Recovery	620 kWh @	\$ 0.0017903	\$1.11
Storm Recovery Charge	620 kWh @	\$ 0.0120484	\$7.47
Tax Refund Credit			\$0.38 CR
Storm Recovery Tax Credit	620 kWh @	\$ 0.0004355	\$0.27 CR
Regulatory Asset Recovery	620 kWh @	\$ 0.0002742	\$0.17
Rate Case Expense Surcharge	620 kWh @	\$ 0.0001452	\$0.09
TEEEF	620 kWh @	\$ 0.0008871	\$0.55
PUC Assessment			\$0.09

Total Distribution Charges	\$61.15
-----------------------------------	----------------

TOTAL CHARGES FOR ESI ID	\$85.04
---------------------------------	----------------



Customer Name: MATAGORDA COUNTY
Account Number: 100064844327
Invoice Number: 054253788019
Invoice Date: 08/08/2025

Page 63 of 65

ESI ID Detail:

Service Address:

25000 STATE HIGHWAY 35 S UNIT OFFIC PALACIOS, TX 77465-1920

ESI ID: 10032789453394875

Product:

Fixed Price

Meter ID	Days	Read Type	Previous Read Date	Previous Meter Read	Current Read Date	Current Meter Read	Multiplier	Usage (kWh)	Actual kW/KVA	Billed kW/KVA
200161839	32	Actual	06/12/2025	3029	07/13/2025	4346	1.00	1317	6	0
TOTAL								1317	6	0

Electric Service Commercial

Service Period: 06/12/2025 to 07/13/2025

TXU Energy Fixed Price

Base Usage	1317 kWh @	\$ 0.0377995	\$49.78
Other Charges			\$0.07
Market Securitization (Debt) Financing			\$0.57
Other ERCOT Incremental AS Charges			\$0.18
PUC Assessment			\$0.08

Total Commercial Charges	\$50.68
--------------------------	---------

Electric Service Distribution

Service Period: 06/12/2025 to 07/13/2025

Base Charge		\$1.45	
Meter Charge		\$4.21	
Distribution System Charge	1,317 kWh @	\$ 0.026454	\$34.84
Transmission Cost Recov Factor	1,317 kWh @	\$ 0.00949	\$12.50
Distribution Cost Recovery	1,317 kWh @	\$ 0.001786	\$2.35
Storm Recovery Charge	1,317 kWh @	\$ 0.001723	\$2.27
Tax Refund Credit			\$0.33 CR
Storm Recovery Tax Credit	1,317 kWh @	\$ 0.000063	\$0.08 CR
Regulatory Asset Recovery	1,317 kWh @	\$ 0.000171	\$0.23
Rate Case Expense Surcharge	1,317 kWh @	\$ 0.000142	\$0.19
Energy Efficiency	1,317 kWh @	\$ 0.000693	\$0.91
TEEEF	1,317 kWh @	\$ 0.00088	\$1.16
PUC Assessment			\$0.09

Total Distribution Charges	\$59.79
----------------------------	---------

TOTAL CHARGES FOR ESI ID	\$110.47
--------------------------	----------

Customer Name: MATAGORDA COUNTY
Account Number: 100064844327
Invoice Number: 054253788019
Invoice Date: 08/08/2025

Page 64 of 65

ESI ID Detail:

Service Address:
Product:

25000 STATE HIGHWAY 35 S UNIT P7 PALACIOS, TX 77465-1920
Fixed Price

ESI ID: 10032789474945241

Meter ID	Days	Read Type	Previous Read Date	Previous Meter Read	Current Read Date	Current Meter Read	Multiplier	Usage (kWh)	Actual kW/kVA	Billed kW/kVA
122240914	32	Actual	06/12/2025	66140	07/13/2025	66347	1.00	207	3	0
TOTAL								207	3	0

Electric Service Commercial

Service Period: 06/12/2025 to 07/13/2025

TXU Energy Fixed Price

Base Usage	207 kWh @	\$ 0.0377995	\$7.82
Other Charges			\$0.01
Market Securitization (Debt) Financing			\$0.09
Other ERCOT Incremental AS Charges			\$0.03
PUC Assessment			\$0.01

Total Commercial Charges	\$7.96
---------------------------------	---------------

Electric Service Distribution

Service Period: 06/12/2025 to 07/13/2025

Base Charge		\$1.45		
Meter Charge		\$4.21		
Distribution System Charge	207 kWh @	\$ 0.026454	\$5.48	
Transmission Cost Recov Factor	207 kWh @	\$ 0.00949	\$1.96	
Distribution Cost Recovery	207 kWh @	\$ 0.001786	\$0.37	
Storm Recovery Charge	207 kWh @	\$ 0.001723	\$0.36	
Tax Refund Credit		\$0.09	CR	
Storm Recovery Tax Credit	207 kWh @	\$ 0.000063	\$0.01	CR
Regulatory Asset Recovery	207 kWh @	\$ 0.000171	\$0.04	
Rate Case Expense Surcharge	207 kWh @	\$ 0.000142	\$0.03	
Energy Efficiency	207 kWh @	\$ 0.000693	\$0.14	
TEEEF	207 kWh @	\$ 0.00088	\$0.18	
PUC Assessment			\$0.02	

Total Distribution Charges	\$14.14
-----------------------------------	----------------

TOTAL CHARGES FOR ESI ID	\$22.10
---------------------------------	----------------

DST 00072061



Customer Name: MATAGORDA COUNTY
Account Number: 100064844327
Invoice Number: 054253788019
Invoice Date: 08/08/2025

ESI ID Detail:

Service Address:
Product:

17817 WOOD PLEDGER, TX 77468-0000
Fixed Price

ESI ID: 1008901015815710800100

Meter ID	Days	Read Type	Previous Read Date	Previous Meter Read	Current Read Date	Current Meter Read	Multiplier	Usage (kWh)	Actual kW/kVA	Billed kW/kVA
I90851001	32	Actual	06/20/2025	9129	07/21/2025	10007	1.00	878	11	11
TOTAL								878	11	11

Electric Service Commercial

Service Period: 06/20/2025 to 07/21/2025

TXU Energy Fixed Price

Base Usage	878 kWh @	\$ 0.0377995	\$33.19
Other Charges			\$0.04
Market Securitization (Debt) Financing			\$0.39
Other ERCOT Incremental AS Charges			\$0.15
PUC Assessment			\$0.06

Total Commercial Charges	\$33.83
---------------------------------	----------------

Electric Service Distribution

Service Period: 06/20/2025 to 07/21/2025

Base Charge		\$4.14	
Meter Charge		\$9.27	
Distribution System Charge	11 kVA @	\$ 4.893636	\$53.83
Transmission Cost Recov Factor	10.99 kVA @	\$ 3.954504	\$43.46
Distribution Cost Recovery	11 kVA @	\$ 0.352727	\$3.88
Nuclear Decommission	11 kVA @	\$ 0.001818	\$0.02
Rate Case Expense Surcharge	11 kVA @	\$ 0.009091	\$0.10
Energy Efficiency	878 kWh @	\$ 0.000718	\$0.63
TEEEF	11 kVA @	\$ 0.504545	\$5.55
PUC Assessment			\$0.19

Total Distribution Charges	\$121.07
-----------------------------------	-----------------

TOTAL CHARGES FOR ESI ID	\$154.90
---------------------------------	-----------------

Current Charges	\$25,621.16
------------------------	--------------------



DST 00072061



P.O. Box 1189
Edna, TX 77957-1189
Edna (361) 771-4400
Bay City (979) 245-3029

370
AUG 19 2025



Office Hours:
Monday - Friday
8:00 a.m. - 5:00 p.m.

ACCOUNT #	ACCOUNT NAME	RATE	PCRF	BILL TYPE	SERVICE ADDRESS	TELEPHONE #
25516001	TRES PALACIOS OAKS VOL	41	0.095000	0	TPO VFD 6/18-7/18/25	(361) 484-6943

SERVICE PERIOD		NO. DAYS	READ TYPE	METER READING		METER NUMBER	MULT	KILOWATT USAGE	CHARGES	
FROM	TO			PREVIOUS	PRESENT					
06/18/25	07/18/25	30	2	2012	2416	10510335	1	404	73.92	
1 LED 100W									42	10.50
1 POLE									0	1.75
THANK YOU FOR YOUR PAYMENT 07/18/25										-118.52
PREVIOUS AMOUNT DUE										118.52
TOTAL AMOUNT DUE										86.17

C.F. Code 010-54410-615 K.H.
TPO-VFD

Approved County Auditor
8L 18

COMPARISONS	DAYS SERVICE	KWH USED	AVG. KWH/DAY	COST PER DAY	TOTAL NOW DUE		
CURRENT BILLING PERIOD	30	404	13	2.46	CURRENT BILL PAST DUE AFTER	08/15/25	BILL IS DUE UPON RECEIPT
PREVIOUS BILLING PERIOD	31	700	23	3.43			
SAME PERIOD LAST YEAR	30	353	12	2.07	AFTER DUE DATE PAY		\$86.17

Your Electricity Use Over The Last 13 Months

PAYMENT MUST BE RECEIVED BY 5PM ON THE DUE DATE

VISIT OUR WEBSITE AT: www.myjec.coop
DOWNLOAD THE JEC MOBILE APP FROM THE IOS APP STORE OR GOOGLE PLAY

Bill Type

0 NORMAL
1 ESTIMATED
2 MINIMUM ESTIMATED
3 MINIMUM
4 FINAL
5 PRORATED
6 PRORATED MINIMUM
7 BUDGET BILL
8 WEATHERIZATION/CONTRACT
9 WAITING TO BE BILLED

Read Type

0 COMPUTER ESTIMATED
1 CONSUMER READ
2 COOP READ
3 CHARGEABLE READ
4 COOP READ - FIELD
5 NEW CONNECT

RECEIVED
AUG 15 2025

Keep This Portion for your Records - Return Bottom Portion with Payment

2149

TXU

AUG 19 2025

VENDOR # 2149

ACCT# 100064844327

INV# 054253788019 INVOICE DATED 8-8-25 DESC June-July 25

ADDRESS	ESI ID	METER #	SERV.	DATES	TOTAL	DEPT #
1700 7TH ST (COURTHOUSE)	10032789496308881	558028869	06/02/25	06/30/25	\$ 6,751.55	010-54410-510
2200 7TH ST (CMOB)	10032789456726070	558785152	05/06/25	06/04/25	\$ 3,023.45	010-54410-508
ODLTS 2200 7TH ST (CMOB)	10032789456726072	7007065046SD	05/06/25	06/04/25	\$ 21.67	010-54410-508
ODLTS 2200 7TH ST (CMOB)	10032789456726071	7007065012SD	05/06/25	06/04/25	\$ 33.25	010-54410-508
ODLTS NICHOLS AVE (PCT#1)	10032789485513551	7007116651SD	05/29/25	06/26/25	\$ 21.24	010-54410-612
ODLTS 2323 AVE E (JAIL)	10032789405892401	7006968123SD	06/02/25	06/30/25	\$ 16.59	010-54410-512
2323 AVE E (JAIL)	10032789405892400	558782187	06/02/25	06/30/25	\$ 4,918.26	010-54410-512
2308 AVE F (S.O.)	100327894856567631	558782938	06/02/25	06/30/25	\$ 1,168.87	010-54410-560
2021 AVE G BLDG 1 WELLS FARGO (CTOB)	10032789492919567	558782912	06/02/25	06/30/25	\$ 2,780.30	010-54410-509
INDOOR ARENA (FAIRGROUNDS)	10032789419218250	592403229	05/08/25	06/08/25	\$ 737.28	010-54410-661
HOME EC/MP BLDG (FAIRGROUNDS)	10032789474455420	592402234	05/08/25	06/08/25	\$ 291.56	010-54410-661
4511 FM 2668 UNIT 3 (FAIRGROUNDS)	10032789406762840	174155561	05/08/25	06/08/25	\$ 94.14	010-54410-661
FANS BACK OF ARENA (FAIRGROUNDS)	10032789495566851	119431781	05/08/25	06/08/25	\$ 121.74	010-54410-661
OUTDOOR ARENA (FAIRGROUNDS)	10032789444026850	151900075	05/08/25	06/08/25	\$ 273.47	010-54410-661
HOLDING PEN (FAIRGROUNDS)	10032789407891290	200574765	05/08/25	06/08/25	\$ 174.40	010-54410-661
FM 2668 UNIT 7 (FAIRGROUNDS)	10032789420166760	200229223	05/08/25	06/08/25	\$ 6.73	010-54410-661
CTR OF CARNIVAL (FAIRGROUNDS)	10032789419036321	125243718	05/08/25	06/08/25	\$ 5.77	010-54410-661
SHOW BARN/RV PARK (FAIRGROUNDS)	10032789443561762	590613354	05/08/25	06/08/25	\$ 45.69	010-54410-661
ODLTS HAMMAN RD (FAIRGROUNDS)	10032789443561763	7005516394SD	05/09/25	06/09/25	\$ 43.29	010-54410-661
HWY 60 OUTDOOR LITS(PCT#1)	10032789423558520	7006982603SD	05/23/25	06/23/25	\$ 21.73	010-54410-612
2604 NICHOLS AVE/GO BARN (PCT#1)	10032789459112270	122240792	05/08/25	06/08/25	\$ 264.87	010-54410-612
ODLTS 3820 NICHOLS AVE (PCT#1)	10032789479928771	7005770635SD	05/08/25	06/08/25	\$ 11.58	010-54410-612
ODLTS NICHOLS AVE (PCT#1)	10032789485513550	7007116623SD	05/12/25	06/10/25	\$ 104.91	010-54410-612
ODLTS NICHOLS AVE (PCT#1)	10032789485513552	7007116680SD	05/29/25	06/26/25	\$ 43.22	010-54410-612
ODLTS NICHOLS RD (FAIRGROUNDS)	10032789480469090	7007112012SD	05/12/25	06/10/25	\$ 42.84	010-54410-661
ODLTS BLESSING COMM CTR (PCT#4)	10032789461639261	7007074016SD	06/02/25	06/30/25	\$ 9.85	010-54410-615
ODLTS BLESSING PRK (PCT#4)	10032789402787492	7006972189SD	06/02/25	06/30/25	\$ 163.73	010-54410-615
HEFFINGER PRK LITS BLESSING (PCT#4)	10032789478075271	144074530	06/02/25	06/30/25	\$ 21.84	010-54410-615
BLESSING COMM CTR (PCT#4)	10032789434493655	592809348	06/02/25	06/30/25	\$ 321.56	010-54410-615
ST LITS BLESSING CC PAVILION (PCT#4)	10032789436470608	700547086SD	05/29/25	06/26/25	\$ 21.73	010-54410-615
BLESSING BALL PRK W UNIT (PCT#4)	10032789402787491	558783656	06/02/25	06/30/25	\$ 1,458.73	010-54410-615
E END OF PRK BLESSING (PCT#4)	10032789497890130	119426810	06/02/25	06/30/25	\$ 40.21	010-54410-615
ODLTS BLESSING CC 935 (PCT#4)	10032789496744773	7005911722MV	05/30/25	06/29/25	\$ 54.96	010-54410-615
ODLTS BLESSING CC 932 (PCT#4)	10032789496744772	7007144530MV	05/30/25	06/29/25	\$ 16.10	010-54410-615
EL MATON UNIT P43 (TRANSFER ST)	10032789482241440	169715859	06/13/25	06/11/25	\$ 5.62	010-54410-595

AUG 18 2025

82

TXU

ADDRESS	ESU ID	METER #	SERV.	DATES	TOTAL	DEPT #
ODLTS MARKHAM CC (PCT#4)	10032789476839781	70071050310T	05/21/25	06/19/25	\$ 21.23	010-54410-615
190 AVE F MARKHAM ANNEX (PCT#4)	10032789426233880	157911497	05/21/25	06/18/25	\$ 31.92	010-54410-615
MARKHAM COMM CTR (PCT#4)	10032789476839780	200043930	05/21/25	06/19/25	\$ 246.36	010-54410-615
190 AVE F UNIT FIRESTATION MARKHAM (PCT#4)	10032789487564611	200306070	05/21/25	06/19/25	\$ 95.57	010-54410-615
190 AVE F MARKHAM (JP#4)	10032789461015050	163788084	05/21/25	06/19/25	\$ 131.66	010-54410-464
SELKIRK FIRE DEPT (PCT#2)	10032789427413670	122279171	06/19/25	06/17/25	\$ 36.76	010-54410-613
18 BAYVIEW MATAGORDA (JP#2)	10032789403973976	119711668	05/20/25	06/18/25	\$ 7.21	010-54410-462
MATAGORDA (TRANSFER ST)	10032789494278861	119431822	05/16/25	06/16/25	\$ 16.53	
					\$ 10.96	010-54410-595
					\$ 86.44	
					\$ 60.66	
487 MAGNOLIA MATAGORDA CO BARN (PCT#2)	10032789414370120	200227986	05/20/25	06/18/25	\$ 176.52	010-54410-613
MATAGORDA FIREMAN'S HALL (PCT#2)	10032789446568110	122330875	05/20/25	06/18/25	\$ 339.92	010-54410-613
ODLTS RIVERBEND MATAGORDA (MARINE)	10032789432664941	700692918SD	05/20/25	06/18/25	\$ 21.27	024-54410-662
ODLTS WATER WELL MIDFIELD (PCT#4)	10032789492176731	7007147859SD	05/06/25	06/04/25	\$ 16.33	010-54410-615
MIDFIELD COMM CTR (PCT#4)	10032789459047060	157104699	05/06/25	06/04/25	\$ 139.90	010-54410-615
ODLTS MIDFIELD COMM CTR (PCT#4)	10032789459047061	7007074246SD	05/06/25	06/04/25	\$ 11.48	010-54410-615
ODLTS MIDFIELD FIRE ST (PCT#4)	10032789461418841	700706813SD	05/06/25	06/04/25	\$ 16.33	010-54410-615
RAWLS UNIT FIRESTATION MIDFIELD (PCT#4)	10032789433412700	136592666	05/06/25	06/04/25	\$ 262.99	010-54410-615
ST LITS BLESSING PRK (PCT#4)	10032789441468646	700552968SD	05/29/25	06/26/25	\$ 44.14	010-54410-615
405 COMMERCE PALACIOS (JP#3)	10032789440808411	119430885	05/22/25	06/22/25	\$ 341.54	010-54410-463
25000 SH 35 (PCT#3)	10032789474945242	7005712562SD	05/13/25	06/11/25	\$ 85.04	010-54410-614
25000 SH 35 UNIT P7 (PCT#3)	1003278945394875	120730531200161839	05/13/25	06/11/25	\$ 110.47	010-54410-614
17817 WOOD PLEDGER COMM CTR (PCT#1)	10032789474945241	122240914	05/13/25	06/11/25	\$ 22.10	010-54410-614
FINANCE CHARGES - LATE PAYMENT PENALTY	1008901015815710800100	190851001	05/21/25	06/19/25	\$ 154.90	010-54410-612
TOTAL:					\$ 25,621.16	010-54410-510

Approved
County Auditor

88 188

OR

36
37
38
39
40
41
42
43
44
45
46
47
48
49
50
51
52
53
54
55
56
57
58
59
60



Customer Name: MATAGORDA COUNTY
Account Number: 100064844327
Invoice Number: 054253788019
Invoice Date: 08/08/2025

Account Summary

Previous Balance	Credits/Payments	Balance Forward	Current Charges	Amount Due	Due Date
\$25,951.78	\$25,951.78 CR	\$0.00	\$25,621.16	\$25,621.16	09/08/2025

See remaining pages for invoice details.

Customer Communications

Shulz

How to Contact Us

Account Service Manager

Commercial Support Team

Phone: (866) 898-3465

Email: commercialsupport@txu.com

Customer Service: 8:30AM - 5:30PM M-F

Power Outage Notification:

American Electric Power - 1-866-223-8508

CenterPoint Energy - 1-800-332-7143

RECEIVED
AUG 15 2025

BY: *SL*

REP Certificate: #10004

Please return this portion with your payment in the enclosed envelope. Make checks payable to TXU Energy. Do not include correspondence with your payment.

The TXU Energy AidSM program helps families in critical situations with bill payment assistance.

One-time gift to TXU Energy AidSM program \$
Recurring monthly donation to TXU Energy AidSM program \$

For Donations Only

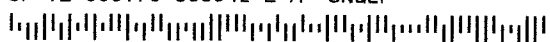
Account Number:

100064844327

Amount Due	Due Date
\$25,621.16 ✓	09/08/2025

To ensure proper payment posting, please provide this number (100064844327) on all payments and send to the address directly below.

SP 12 000170 56894E 2 A**SNGLP



MATAGORDA COUNTY
1700 7TH ST, RM 301
BAY CITY TX 77414-5034



TXU ENERGY
PO BOX 650638
DALLAS, TX 75265-0638

211000648443270002562116000000000008

000170 1/33

Customer Name: MATAGORDA COUNTY
Account Number: 100064844327
Invoice Number: 054253788019
Invoice Date: 08/08/2025

Page 2 of 65

Important Information

Your satisfaction is our top priority. Do you have feedback? Email us at txuexec@txu.com or write us at TXU Energy Executive Feedback, PO Box 650764, Dallas, TX 75265-0764. The amount billed may include price changes allowed by law or regulatory actions. See an unauthorized charge on your bill? Call us toll-free at 1-866-898-3465 (8:30AM - 5:30PM M-F), and we'll work to resolve any issues. If you're not satisfied with the resolution, you may file a complaint with the Public Utility Commission of Texas PO Box 13326, Austin, TX 78711-3326; (512) 936-7120 or toll-free in Texas (888) 782-8477. Hearing and speech-impaired individuals with text telephones (TTY) may contact the Public Utility Commission of Texas at (800) 735-2988.

Account Summary Detail

Previous Balance		\$	25,951.78
Credits/Payments			
Inc. Check Payment	08/06/2025	\$	25,951.78 CR
Subtotal		\$	25,951.78 CR
Balance Forward		\$	0.00
Debits/Charges		\$	0.00

DST 00072061





Customer Name: MATAGORDA COUNTY
Account Number: 100064844327
Invoice Number: 054253788019
Invoice Date: 08/08/2025

Account Summary

ESI ID Facility ID	Service Address	Start Service End Service	kWh Actual kW/kVA	Commercial TDU Charges	Commercial Taxes TDU Taxes	Total Charges	Flag
10032789496308881	1700 7TH ST BAY CITY, TX 77414-5080	07/01/2025 07/30/2025	107,328 196	\$4,222.74 \$2,528.81	\$0.00 \$0.00	\$6,751.55	1
10032789456726070	2200 7TH ST BAY CITY, TX 77414-5254	06/05/2025 07/06/2025	40,800 109	\$1,605.42 \$1,418.03	\$0.00 \$0.00	\$3,023.45	2
10032789456726072	2200 7TH ST UNIT FL BAY CITY, TX 77414-5254	06/05/2025 07/06/2025	155 -	\$6.11 \$15.56	\$0.00 \$0.00	\$21.67	3
10032789456726071	2200 7TH ST UNIT FL BAY CITY, TX 77414-5254	06/05/2025 07/06/2025	208 -	\$8.17 \$25.08	\$0.00 \$0.00	\$33.25	
10032789485513551	NICHOLS AVE UNIT 400FLD2 BAY CITY, TX 77414	06/27/2025 07/28/2025	155 -	\$5.99 \$15.25	\$0.00 \$0.00	\$21.24	
10032789405892401	2323 AVENUE E BAY CITY, TX 77414-6001	07/01/2025 07/30/2025	104 -	\$4.09 \$12.50	\$0.00 \$0.00	\$16.59	
10032789405892400	2323 AVENUE E BAY CITY, TX 77414-6001	07/01/2025 07/30/2025	80,448 134	\$3,165.19 \$1,753.07	\$0.00 \$0.00	\$4,918.26	
10032789485567631	2308 AVENUE F BAY CITY, TX 77414-6045	07/01/2025 07/30/2025	16,800 38	\$660.97 \$507.90	\$0.00 \$0.00	\$1,168.87	
10032789499291957	2021 AVENUE G BLDG 1 BAY CITY, TX 77414-5003	07/01/2025 07/30/2025	33,520 114	\$1,318.80 \$1,461.50	\$0.00 \$0.00	\$2,780.30	
10032789419218250	4511 FM 2668 UNIT 1 BAY CITY, TX 77414-3991	06/09/2025 07/07/2025	6,400 37	\$246.31 \$490.97	\$0.00 \$0.00	\$737.28	
10032789474465420	4511 FM 2668 UNIT 2 BAY CITY, TX 77414-3991	06/09/2025 07/08/2025	- 22	\$0.00 \$291.56	\$0.00 \$0.00	\$291.56	
10032789406762840	4511 FM 2668 UNIT 3 BAY CITY, TX 77414-3991	06/09/2025 07/08/2025	338 4	\$13.00 \$81.14	\$0.00 \$0.00	\$94.14	
10032789499566851	4511 FM 2668 UNIT 4 BAY CITY, TX 77414-3991	06/09/2025 07/07/2025	13 8	\$0.50 \$121.24	\$0.00 \$0.00	\$121.74	13
10032789444026850	4511 FM 2668 UNIT 5 BAY CITY, TX 77414-3991	06/09/2025 07/08/2025	255 20	\$9.82 \$263.65	\$0.00 \$0.00	\$273.47	14
10032789407891290	4511 FM 2668 UNIT 6 BAY CITY, TX 77414-3991	06/09/2025 07/08/2025	876 9	\$33.73 \$140.67	\$0.00 \$0.00	\$174.40	15
10032789420166760	4511 FM 2668 UNIT 7 BAY CITY, TX 77414-3991	06/09/2025 07/07/2025	14 -	\$0.54 \$6.19	\$0.00 \$0.00	\$6.73	16
10032789419036321	4511 FM 2668 UNIT 8 BAY CITY, TX 77414-3991	06/09/2025 07/07/2025	2 -	\$0.08 \$5.69	\$0.00 \$0.00	\$5.77	17
10032789443561762	4511 FM 2668 UNIT 9 BAY CITY, TX 77414-3991	06/09/2025 07/08/2025	160 1	\$6.16 \$39.53	\$0.00 \$0.00	\$45.69	18
10032789443561763	HAMMAN RD ODLT 400HPS AL BAY CITY, TX 77414	06/10/2025 07/09/2025	310 -	\$12.19 \$31.10	\$0.00 \$0.00	\$43.29	
10032789423558520	STATE HIGHWAY 60 STLG 250HPSA BAY CITY, TX 77414	06/24/2025 07/23/2025	104 -	\$4.02 \$17.71	\$0.00 \$0.00	\$21.73	
10032789459112270	2604 NICHOLS AVE BAY CITY, TX 77414-6958	06/09/2025 07/08/2025	3,192 10	\$125.36 \$139.51	\$0.00 \$0.00	\$264.87	
10032789479928771	3588 1/2 NICHOLS AVE BAY CITY, TX 77414-7383	06/09/2025 07/08/2025	57 -	\$2.22 \$9.46	\$0.00 \$0.00	\$11.68	
10032789485513550	NICHOLS AVE UNIT 250HPSA BAY CITY, TX 77414	06/11/2025 07/10/2025	520 -	\$20.43 \$84.48	\$0.00 \$0.00	\$104.91	
10032789485513552	NICHOLS AVE UNIT 400FLD1 BAY CITY, TX 77414	06/27/2025 07/28/2025	310 -	\$12.20 \$31.02	\$0.00 \$0.00	\$43.22	
10032789480469090	NICHOLS RD UNIT 250HPSA BAY CITY, TX 77414	06/11/2025 07/10/2025	208 -	\$8.17 \$34.67	\$0.00 \$0.00	\$42.84	
10032789461693261	FM 616 W BLESSING, TX 77419	07/01/2025 07/30/2025	39 -	\$1.50 \$8.35	\$0.00 \$0.00	\$9.85	26

000170 2/33

Customer Name: MATAGORDA COUNTY
Account Number: 100064844327
Invoice Number: 054253788019
Invoice Date: 08/08/2025

ESI ID Facility ID	Service Address	Start Service End Service	kWh Actual kW/kVA	Commercial TDU Charges	Commercial Taxes TDU Taxes	Total Charges	Flag
10032789402787492	FM 616 W STLG 250HPS BLESSING, TX 77419	07/01/2025 07/30/2025	832 -	\$32.11 \$131.62	\$0.00 \$0.00	\$163.73	27
10032789478079271	AVENUE C UNIT PRKLI BLESSING, TX 77419	07/01/2025 07/30/2025	204 1	\$7.86 \$13.98	\$0.00 \$0.00	\$21.84	
10032789434493655	734 FM 616 BLESSING, TX 77419	07/01/2025 07/30/2025	2,740 16	\$105.63 \$216.03	\$0.00 \$0.00	\$321.66	
10032789436470608	139 FM 616 W STLG 250HPS BLESSING, TX 77419	06/27/2025 07/28/2025	104 -	\$4.02 \$17.71	\$0.00 \$0.00	\$21.73	
10032789402787491	560 FM 616 W UNIT PARK BLESSING, TX 77419	07/01/2025 07/30/2025	3,840 104	\$148.03 \$1,310.70	\$0.00 \$0.00	\$1,458.73	
10032789497890130	201 FM 616 W UNIT SEWLIFT BLESSING, TX 77419	07/01/2025 07/30/2025	435 8	\$16.77 \$23.44	\$0.00 \$0.00	\$40.21	32
10032789496744773	935 STREETLIGHT STLG 400MV BLESSING, TX 77419	06/30/2025 07/29/2025	290 -	\$11.18 \$43.78	\$0.00 \$0.00	\$54.96	
10032789496744772	932 STREETLIGHT UNIT 175MV BLESSING, TX 77419	06/30/2025 07/29/2025	70 -	\$2.68 \$13.42	\$0.00 \$0.00	\$16.10	
10032789482241440	FM 459 UNIT P43 EL MATON, TX 77440	06/12/2025 07/13/2025	- -	\$0.00 \$5.62	\$0.00 \$0.00	\$5.62	
10032789476839781	190 AVENUE F ODLT 400HPS MARKHAM, TX 77456	06/20/2025 07/21/2025	155 -	\$5.98 \$15.25	\$0.00 \$0.00	\$21.23	
10032789426253880	190 AVENUE F UNIT ANNEX MARKHAM, TX 77456	06/19/2025 07/21/2025	331 3	\$12.74 \$19.18	\$0.00 \$0.00	\$31.92	
10032789476839780	190 AVENUE F UNIT COMM CNT MARKHAM, TX 77456	06/20/2025 07/21/2025	1,518 13	\$58.45 \$187.91	\$0.00 \$0.00	\$246.36	
10032789487564611	190 AVENUE F UNIT FIRESTA MARKHAM, TX 77456	06/20/2025 07/21/2025	1,132 -	\$43.59 \$51.98	\$0.00 \$0.00	\$95.57	39
10032789461015050	190 AVENUE F UNIT JP OFF MARKHAM, TX 77456	06/20/2025 07/21/2025	1,586 -	\$61.08 \$70.58	\$0.00 \$0.00	\$131.66	40
10032789427413670	1203 COUNTY ROAD 243 UNIT FIRESTA MATAGORDA, TX 77457	06/18/2025 07/17/2025	391 3	\$15.06 \$21.70	\$0.00 \$0.00	\$36.76	
10032789403973976	18 COUNTY ROAD 252 MATAGORDA, TX 77457	06/19/2025 07/20/2025	20 3	\$0.77 \$6.44	\$0.00 \$0.00	\$7.21	
10032789427542180	414 FISHER MATAGORDA, TX 77457	06/19/2025 07/20/2025	137 -	\$5.29 \$11.24	\$0.00 \$0.00	\$16.53	
10032789494278861	OLD GULF RD UNIT STATION COLLECT STA MATAGORDA, TX 77457	06/17/2025 07/16/2025	67 1	\$2.57 \$8.39	\$0.00 \$0.00	\$10.96	
10032789495257641	115 LAUREL MATAGORDA, TX 77457	06/19/2025 07/20/2025	1,015 4	\$39.09 \$47.35	\$0.00 \$0.00	\$86.44	
10032789417127397	772 LAUREL SEASONAL METER MATAGORDA, TX 77457	06/19/2025 07/20/2025	691 3	\$26.61 \$34.05	\$0.00 \$0.00	\$60.66	
10032789414370120	487 MAGNOLIA ST UNIT MATAGORDA, TX 77457	06/19/2025 07/20/2025	1,644 7	\$63.30 \$113.22	\$0.00 \$0.00	\$176.52	
10032789446568110	637 MARKET ST UNIT FIRESTA MATAGORDA, TX 77457	06/19/2025 07/20/2025	2,199 19	\$84.67 \$255.25	\$0.00 \$0.00	\$339.92	
10032789432664941	2 RIVER BEND ODLT 400HPS MATAGORDA, TX 77457	06/19/2025 07/20/2025	155 -	\$5.98 \$15.29	\$0.00 \$0.00	\$21.27	49
10032789492176731	HIGHWAY 111 ODL MIDFIELD, TX 77458	06/05/2025 07/06/2025	104 -	\$4.02 \$12.31	\$0.00 \$0.00	\$16.33	
10032789459047060	110 JUNETTA AVE MIDFIELD, TX 77458	06/05/2025 07/06/2025	319 8	\$12.29 \$127.61	\$0.00 \$0.00	\$139.90	51



Customer Name: MATAGORDA COUNTY
Account Number: 100064844327
Invoice Number: 054253788019
Invoice Date: 08/08/2025

ESI ID Facility ID	Service Address	Start Service End Service	kWh Actual kW/kVA	Commercial TDU Charges	Commercial Taxes TDU Taxes	Total Charges	Flag
10032789459047061	110 JUNETTA ODLT 150HPS AL MIDFIELD, TX 77458	06/05/2025 07/06/2025	57 -	\$2.19 \$9.29	\$0.00 \$0.00	\$11.48	52
10032789461418841	RAWLS ODL MIDFIELD, TX 77458	06/05/2025 07/06/2025	104 -	\$4.02 \$12.31	\$0.00 \$0.00	\$16.33	53
10032789441468646	955 STREETLIGHT STLG 1000HPS MIDFIELD, TX 77458	06/27/2025 07/28/2025	367 -	\$14.15 \$29.99	\$0.00 \$0.00	\$44.14	55
10032789433412700	RAWLS UNIT FIRESTA MIDFIELD, TX 77458	06/05/2025 07/06/2025	3,121 10	\$120.31 \$142.68	\$0.00 \$0.00	\$262.99	54
10032789440808411	405 COMMERCE ST PALACIOS, TX 77465-5468	06/23/2025 07/22/2025	4,374 12	\$170.30 \$171.24	\$0.00 \$0.00	\$341.54	56
10032789474945242	25000 STATE HIGHWAY 35 S PALACIOS, TX 77465-1920	06/12/2025 07/13/2025	620 -	\$23.89 \$61.15	\$0.00 \$0.00	\$85.04	57
10032789453394875	25000 STATE HIGHWAY 35 S UNIT OFFIC PALACIOS, TX 77465-1920	06/12/2025 07/13/2025	1,317 6	\$50.68 \$59.79	\$0.00 \$0.00	\$110.47	58
10032789474945241	25000 STATE HIGHWAY 35 S UNIT P7 PALACIOS, TX 77465-1920	06/12/2025 07/13/2025	207 3	\$7.96 \$14.14	\$0.00 \$0.00	\$22.10	59
1008901015815710800100	17817 WOOD PLEDGER, TX 77468-0000	06/20/2025 07/21/2025	878 11	\$33.83 \$121.07	\$0.00 \$0.00	\$154.90	60

\$25,621.16

Flag Key

F - Final Bill

A - Adjusted Period

E - Estimated

Debits

-

Current Charges

\$25,621.16

Customer Name: MATAGORDA COUNTY
Account Number: 100064844327
Invoice Number: 054253788019
Invoice Date: 08/08/2025

ESI ID Detail:

Service Address:

1700 7TH ST BAY CITY, TX 77414-5080

ESI ID: 10032789496308881

Product:

Fixed Price

Meter ID	Days	Read Type	Previous Read Date	Previous Meter Read	Current Read Date	Current Meter Read	Multiplier	Usage (kWh)	Actual kW/kVA	Billed kW/kVA
558026869	30	Actual	07/01/2025	61204	07/30/2025	61763	192.00	107328	196	195
TOTAL								107328	196	195

Electric Service Commercial

Service Period: 07/01/2025 to 07/30/2025

TXU Energy Fixed Price

Base Usage	107328 kWh @	\$ 0.0377995	\$4,056.94
Other Charges			\$4.38
Market Securitization (Debt) Financing			\$46.89
Other ERCOT Incremental AS Charges			\$23.43
PUC Assessment			\$6.91
Gross Receipts Reimb			\$84.19

Total Commercial Charges	\$4,222.74
---------------------------------	-------------------

Electric Service Distribution

Service Period: 07/01/2025 to 07/30/2025

Base Charge			\$2.28
Meter Charge			\$19.72
Distribution System Charge	194.9 kW @	\$ 7.148	\$1,393.15
Transmission Cost Recov Factor	194.9 kW @	\$ 4.314666	\$840.93
Distribution Cost Recovery	194.9 kW @	\$ 0.229231	\$44.68
Storm Recovery Charge	194.9 kW @	\$ 0.348575	\$67.94
Tax Refund Credit			\$11.51 CR
Storm Recovery Tax Credit	194.9 kW @	\$ 0.012576	\$2.45 CR
Rate Case Expense Surcharge	107,328 kWh @	\$ 0.0000633	\$6.79
Energy Efficiency	107,328 kWh @	\$ 0.00067	\$71.91
TEEEF	194.9 kW @	\$ 0.22171	\$43.21
PUC Assessment			\$3.96
Gross Receipts Reimb			\$48.20

Total Distribution Charges	\$2,528.81
-----------------------------------	-------------------

TOTAL CHARGES FOR ESI ID	\$6,751.55
---------------------------------	-------------------



Customer Name: MATAGORDA COUNTY
Account Number: 100064844327
Invoice Number: 054253788019
Invoice Date: 08/08/2025

Page 7 of 65

ESI ID Detail:

Service Address: 2200 7TH ST BAY CITY, TX 77414-5254
Product: Fixed Price

ESI ID: 10032789456726070

Meter ID	Days	Read Type	Previous Read Date	Previous Meter Read	Current Read Date	Current Meter Read	Multiplier	Usage (kWh)	Actual kW/kVA	Billed kW/kVA
558785152	32	Actual	06/05/2025	94312	07/06/2025	95332	40.00	40800	109	109
TOTAL								40800	109	109

Electric Service Commercial

Service Period: 06/05/2025 to 07/06/2025

TXU Energy Fixed Price

Base Usage	40800 kWh @	\$ 0.0377995	\$1,542.22
Other Charges			\$3.25
Market Securitization (Debt) Financing			\$20.33
Other ERCOT Incremental AS Charges			\$4.98
PUC Assessment			\$2.63
Gross Receipts Reimb			\$32.01

Total Commercial Charges	\$1,605.42
---------------------------------	-------------------

Electric Service Distribution

Service Period: 06/05/2025 to 07/06/2025

Base Charge			\$2.28
Meter Charge			\$19.72
Distribution System Charge	109.2 kW @	\$ 7.148	\$780.56
Transmission Cost Recov Factor	109.2 kW @	\$ 4.314666	\$471.16
Distribution Cost Recovery	109.2 kW @	\$ 0.229231	\$25.03
Storm Recovery Charge	109.2 kW @	\$ 0.348575	\$38.06
Tax Refund Credit			\$6.53 CR
Storm Recovery Tax Credit	109.2 kW @	\$ 0.012576	\$1.37 CR
Regulatory Asset Recovery	109.2 kW @	\$ 0.052535	\$5.74
Rate Case Expense Surcharge	40,800 kWh @	\$ 0.0000633	\$2.58
Energy Efficiency	40,800 kWh @	\$ 0.00067	\$27.34
TEEEF	109.2 kW @	\$ 0.22171	\$24.21
PUC Assessment			\$2.22
Gross Receipts Reimb			\$27.03

Total Distribution Charges	\$1,418.03
-----------------------------------	-------------------

TOTAL CHARGES FOR ESI ID	\$3,023.45
---------------------------------	-------------------

Customer Name: MATAGORDA COUNTY
Account Number: 100064844327
Invoice Number: 054253788019
Invoice Date: 08/08/2025

ESI ID Detail:

Service Address:

2200 7TH ST UNIT FL BAY CITY, TX 77414-5254

ESI ID: 10032789456726072

Product:

Fixed Price

Meter ID	Days	Read Type	Previous Read Date	Previous Meter Read	Current Read Date	Current Meter Read	Multiplier	Usage (kWh)	Actual kW/kVA	Billed kW/kVA
7007055046SD	32	Actual	06/05/2025	0	07/06/2025	155	1.00	155		
TOTAL								155	0	0

Electric Service Commercial

Service Period: 06/05/2025 to 07/06/2025

TXU Energy Fixed Price

Base Usage	155 kWh @	\$ 0.0377995	\$5.86
Other Charges			\$0.02
Market Securitization (Debt) Financing			\$0.08
Other ERCOT Incremental AS Charges			\$0.02
PUC Assessment			\$0.01
Gross Receipts Reimb			\$0.12

Total Commercial Charges	\$6.11
---------------------------------	---------------

Electric Service Distribution

Service Period: 06/05/2025 to 07/06/2025

Outdoor Lighting - Facilities			\$7.51
Distribution System Charge	155 kWh @	\$ 0.0264516	\$4.10
Transmission Cost Recov Factor	155 kWh @	\$ 0.0094839	\$1.47
Distribution Cost Recovery	155 kWh @	\$ 0.0018065	\$0.28
Storm Recovery Charge	155 kWh @	\$ 0.0120645	\$1.87
Tax Refund Credit			\$0.09 CR
Storm Recovery Tax Credit	155 kWh @	\$ 0.0004516	\$0.07 CR
Regulatory Asset Recovery	155 kWh @	\$ 0.0002581	\$0.04
Rate Case Expense Surcharge	155 kWh @	\$ 0.000129	\$0.02
TEEEF	155 kWh @	\$ 0.0009032	\$0.14
PUC Assessment			\$0.02
Gross Receipts Reimb			\$0.27

Total Distribution Charges	\$15.56
-----------------------------------	----------------

TOTAL CHARGES FOR ESI ID	\$21.67
---------------------------------	----------------



Customer Name: MATAGORDA COUNTY
Account Number: 100064844327
Invoice Number: 054253788019
Invoice Date: 08/08/2025

ESI ID Detail:

Service Address: 2200 7TH ST UNIT FL BAY CITY, TX 77414-5254
Product: Fixed Price

ESI ID: 10032789456726071

Meter ID	Days	Read Type	Previous Read Date	Previous Meter Read	Current Read Date	Current Meter Read	Multiplier	Usage (kWh)	Actual kW/kVA	Billed kW/kVA
7007055012SD	32	Actual	06/05/2025	0	07/06/2025	208	1.00	208		
TOTAL								208	0	0

Electric Service Commercial

Service Period: 06/05/2025 to 07/06/2025

TXU Energy Fixed Price

Base Usage	208 kWh @	\$ 0.0377995	\$7.86
Other Charges			\$0.02
Market Securitization (Debt) Financing			\$0.10
Other ERCOT Incremental AS Charges			\$0.02
PUC Assessment			\$0.01
Gross Receipts Reimb			\$0.16

Total Commercial Charges	\$8.17
---------------------------------	---------------

Electric Service Distribution

Service Period: 06/05/2025 to 07/06/2025

Outdoor Lighting - Facilities			\$14.22
Distribution System Charge	208 kWh @	\$ 0.0264423	\$5.50
Transmission Cost Recov Factor	208 kWh @	\$ 0.0094712	\$1.97
Distribution Cost Recovery	208 kWh @	\$ 0.0017788	\$0.37
Storm Recovery Charge	208 kWh @	\$ 0.0120673	\$2.51
Tax Refund Credit			\$0.16 CR
Storm Recovery Tax Credit	208 kWh @	\$ 0.0004327	\$0.09 CR
Regulatory Asset Recovery	208 kWh @	\$ 0.0002885	\$0.06
Rate Case Expense Surcharge	208 kWh @	\$ 0.0001442	\$0.03
TEEEF	208 kWh @	\$ 0.0008654	\$0.18
PUC Assessment			\$0.04
Gross Receipts Reimb			\$0.45

Total Distribution Charges	\$25.08
-----------------------------------	----------------

TOTAL CHARGES FOR ESI ID	\$33.25
---------------------------------	----------------

Customer Name: MATAGORDA COUNTY
Account Number: 100064844327
Invoice Number: 054253788019
Invoice Date: 08/08/2025

ESI ID Detail:

Service Address: NICHOLS AVE UNIT 400FLD2 BAY CITY, TX 77414
Product: Fixed Price

ESI ID: 10032789485513551

Meter ID	Days	Read Type	Previous Read Date	Previous Meter Read	Current Read Date	Current Meter Read	Multiplier	Usage (kWh)	Actual kW/kVA	Billed kW/kVA
7007116651SD	32	Actual	06/27/2025	0	07/28/2025	155	1.00	155		
TOTAL								155	0	0

Electric Service Commercial

Service Period: 06/27/2025 to 07/28/2025

TXU Energy Fixed Price

Base Usage	155 kWh @	\$ 0.0377995	\$5.86
Other Charges			\$0.01
Market Securitization (Debt) Financing			\$0.07
Other ERCOT Incremental AS Charges			\$0.04
PUC Assessment			\$0.01

Total Commercial Charges	\$5.99
---------------------------------	---------------

Electric Service Distribution

Service Period: 06/27/2025 to 07/28/2025

Outdoor Lighting - Facilities			\$7.51
Distribution System Charge	155 kWh @	\$ 0.0264516	\$4.10
Transmission Cost Recov Factor	155 kWh @	\$ 0.0094839	\$1.47
Distribution Cost Recovery	155 kWh @	\$ 0.0018065	\$0.28
Storm Recovery Charge	155 kWh @	\$ 0.0120645	\$1.87
Tax Refund Credit			\$0.09 CR
Storm Recovery Tax Credit	155 kWh @	\$ 0.0004516	\$0.07 CR
Rate Case Expense Surcharge	155 kWh @	\$ 0.000129	\$0.02
TEEEF	155 kWh @	\$ 0.0009032	\$0.14
PUC Assessment			\$0.02

Total Distribution Charges	\$15.25
-----------------------------------	----------------

TOTAL CHARGES FOR ESI ID	\$21.24
---------------------------------	----------------



Customer Name: MATAGORDA COUNTY
Account Number: 100064844327
Invoice Number: 054253788019
Invoice Date: 08/08/2025

Page 11 of 65

ESI ID Detail:

Service Address: 2323 AVENUE E BAY CITY, TX 77414-6001
Product: Fixed Price

ESI ID: 10032789405892401

Meter ID	Days	Read Type	Previous Read Date	Previous Meter Read	Current Read Date	Current Meter Read	Multiplier	Usage (kWh)	Actual kW/kVA	Billed kW/kVA
7006958123SD	30	Actual	07/01/2025	0	07/30/2025	104	1.00	104		
TOTAL								104	0	0

Electric Service Commercial

Service Period: 07/01/2025 to 07/30/2025

TXU Energy Fixed Price

Base Usage	104 kWh @	\$ 0.0377995	\$3.93
Market Securitization (Debt) Financing			\$0.04
Other ERCOT Incremental AS Charges			\$0.03
PUC Assessment			\$0.01
Gross Receipts Reimb			\$0.08

Total Commercial Charges	\$4.09
---------------------------------	---------------

Electric Service Distribution

Service Period: 07/01/2025 to 07/30/2025

Outdoor Lighting - Facilities			\$7.11
Distribution System Charge	104 kWh @	\$ 0.0264423	\$2.75
Transmission Cost Recov Factor	104 kWh @	\$ 0.0095192	\$0.99
Distribution Cost Recovery	104 kWh @	\$ 0.0018269	\$0.19
Storm Recovery Charge	104 kWh @	\$ 0.0120192	\$1.25
Tax Refund Credit			\$0.08 CR
Storm Recovery Tax Credit	104 kWh @	\$ 0.0004808	\$0.05 CR
Rate Case Expense Surcharge	104 kWh @	\$ 0.0000962	\$0.01
TEEEF	104 kWh @	\$ 0.0008654	\$0.09
PUC Assessment			\$0.02
Gross Receipts Reimb			\$0.22

Total Distribution Charges	\$12.50
-----------------------------------	----------------

TOTAL CHARGES FOR ESI ID	\$16.59
---------------------------------	----------------

000170 6/33

Customer Name: MATAGORDA COUNTY
Account Number: 100064844327
Invoice Number: 054253788019
Invoice Date: 08/08/2025

Page 12 of 65

ESI ID Detail:

Service Address: 2323 AVENUE E BAY CITY, TX 77414-6001

ESI ID: 10032789405892400

Product: Fixed Price

Meter ID	Days	Read Type	Previous Read Date	Previous Meter Read	Current Read Date	Current Meter Read	Multiplier	Usage (kWh)	Actual kW/kVA	Billed kW/kVA
558782187	30	Actual	07/01/2025	48543	07/30/2025	48962	192.00	80448	134	134
TOTAL								80448	134	134

Electric Service Commercial

Service Period: 07/01/2025 to 07/30/2025

TXU Energy Fixed Price

Base Usage	80448 kWh @	\$ 0.0377995	\$3,040.89
Other Charges			\$3.29
Market Securitization (Debt) Financing			\$35.16
Other ERCOT Incremental AS Charges			\$17.56
PUC Assessment			\$5.18
Gross Receipts Reimb			\$63.11

Total Commercial Charges	\$3,165.19
---------------------------------	-------------------

Electric Service Distribution

Service Period: 07/01/2025 to 07/30/2025

Base Charge			\$2.28
Meter Charge			\$19.72
Distribution System Charge	134.2 kW @	\$ 7.148	\$959.26
Transmission Cost Recov Factor	134.2 kW @	\$ 4.314666	\$579.03
Distribution Cost Recovery	134.2 kW @	\$ 0.229231	\$30.76
Storm Recovery Charge	134.2 kW @	\$ 0.348575	\$46.78
Tax Refund Credit			\$7.98 CR
Storm Recovery Tax Credit	134.2 kW @	\$ 0.012576	\$1.69 CR
Rate Case Expense Surcharge	80,448 kWh @	\$ 0.0000633	\$5.09
Energy Efficiency	80,448 kWh @	\$ 0.00067	\$53.90
TEEEF	134.2 kW @	\$ 0.22171	\$29.75
PUC Assessment			\$2.74
Gross Receipts Reimb			\$33.43

Total Distribution Charges	\$1,753.07
-----------------------------------	-------------------

TOTAL CHARGES FOR ESI ID	\$4,918.26
---------------------------------	-------------------

DST 00072061



Customer Name: MATAGORDA COUNTY
Account Number: 100064844327
Invoice Number: 054253788019
Invoice Date: 08/08/2025

Page 13 of 65

ESI ID Detail:

Service Address: 2308 AVENUE F BAY CITY, TX 77414-6045
Product: Fixed Price

ESI ID: 10032789485567631

Meter ID	Days	Read Type	Previous Read Date	Previous Meter Read	Current Read Date	Current Meter Read	Multiplier	Usage (kWh)	Actual kW/kVA	Billed kW/kVA
558782938	30	Actual	07/01/2025	24340	07/30/2025	24550	80.00	16800	38	38
TOTAL								16800	38	38

Electric Service Commercial

Service Period: 07/01/2025 to 07/30/2025

TXU Energy Fixed Price

Base Usage	16800 kWh @	\$ 0.0377995	\$635.03
Other Charges			\$0.69
Market Securitization (Debt) Financing			\$7.34
Other ERCOT Incremental AS Charges			\$3.65
PUC Assessment			\$1.08
Gross Receipts Reimb			\$13.18



Total Commercial Charges	\$660.97
---------------------------------	-----------------

Electric Service Distribution

Service Period: 07/01/2025 to 07/30/2025

Base Charge			\$2.28
Meter Charge			\$19.72
Distribution System Charge	38 kW @	\$ 7.148	\$271.62
Transmission Cost Recov Factor	38 kW @	\$ 4.314666	\$163.96
Distribution Cost Recovery	38 kW @	\$ 0.229231	\$8.71
Storm Recovery Charge	38 kW @	\$ 0.348575	\$13.25
Tax Refund Credit			\$2.39 CR
Storm Recovery Tax Credit	38 kW @	\$ 0.012576	\$0.48 CR
Rate Case Expense Surcharge	16,800 kWh @	\$ 0.0000633	\$1.06
Energy Efficiency	16,800 kWh @	\$ 0.00067	\$11.26
TEEEF	38 kW @	\$ 0.22171	\$8.42
PUC Assessment			\$0.80
Gross Receipts Reimb			\$9.69

Total Distribution Charges	\$507.90
-----------------------------------	-----------------

TOTAL CHARGES FOR ESI ID	\$1,168.87
---------------------------------	-------------------

000170 7/33

Customer Name: MATAGORDA COUNTY
Account Number: 100064844327
Invoice Number: 054253788019
Invoice Date: 08/08/2025

Page 14 of 65

ESI ID Detail:

Service Address:

2021 AVENUE G BLDG 1 BAY CITY, TX 77414-5003

ESI ID: 10032789499291957

Product:

Fixed Price

Meter ID	Days	Read Type	Previous Read Date	Previous Meter Read	Current Read Date	Current Meter Read	Multiplier	Usage (kWh)	Actual kW/kVA	Billed kW/kVA
558782912	30	Actual	07/01/2025	132655	07/30/2025	133493	40.00	33520	114	114
TOTAL								33520	114	114

Electric Service Commercial

Service Period: 07/01/2025 to 07/30/2025

TXU Energy Fixed Price

Base Usage	33520 kWh @	\$ 0.0377995	\$1,267.04
Other Charges			\$1.39
Market Securitization (Debt) Financing			\$14.64
Other ERCOT Incremental AS Charges			\$7.28
PUC Assessment			\$2.16
Gross Receipts Reimb			\$26.29

Total Commercial Charges	\$1,318.80
---------------------------------	-------------------

Electric Service Distribution

Service Period: 07/01/2025 to 07/30/2025

Base Charge			\$2.28
Meter Charge			\$19.72
Distribution System Charge	113.6 kW @	\$ 7.148	\$812.01
Transmission Cost Recov Factor	113.6 kW @	\$ 4.314666	\$490.15
Distribution Cost Recovery	113.6 kW @	\$ 0.229231	\$26.04
Storm Recovery Charge	113.6 kW @	\$ 0.348575	\$39.60
Tax Refund Credit			\$6.78 CR
Storm Recovery Tax Credit	113.6 kW @	\$ 0.012576	\$1.43 CR
Rate Case Expense Surcharge	33,520 kWh @	\$ 0.0000633	\$2.12
Energy Efficiency	33,520 kWh @	\$ 0.00067	\$22.46
TEEEF	113.6 kW @	\$ 0.22171	\$25.19
PUC Assessment			\$2.29
Gross Receipts Reimb			\$27.85

Total Distribution Charges	\$1,461.50
-----------------------------------	-------------------

TOTAL CHARGES FOR ESI ID	\$2,780.30
---------------------------------	-------------------



Customer Name: MATAGORDA COUNTY
Account Number: 100064844327
Invoice Number: 054253788019
Invoice Date: 08/08/2025

Page 15 of 65

ESI ID Detail:

Service Address: 4511 FM 2668 UNIT 1 BAY CITY, TX 77414-3991
Product: Fixed Price

ESI ID: 10032789419218250

Meter ID	Days	Read Type	Previous Read Date	Previous Meter Read	Current Read Date	Current Meter Read	Multiplier	Usage (kWh)	Actual kW/kVA	Billed kW/kVA
592403229	29	Actual	06/09/2025	2027	07/07/2025	2067	160.00	6400	37	37
TOTAL								6400	37	37

Electric Service Commercial

Service Period: 06/09/2025 to 07/07/2025

TXU Energy Fixed Price

Base Usage	6400 kWh @	\$ 0.0377995	\$241.92
Other Charges			\$0.41
Market Securitization (Debt) Financing			\$2.80
Other ERCOT Incremental AS Charges			\$0.77
PUC Assessment			\$0.41

Total Commercial Charges	\$246.31
---------------------------------	-----------------

Electric Service Distribution

Service Period: 06/09/2025 to 07/07/2025

Base Charge			\$2.28
Meter Charge			\$19.72
Distribution System Charge	36.8 kW @	\$ 7.148	\$263.05
Transmission Cost Recov Factor	36.8 kW @	\$ 4.314666	\$158.78
Distribution Cost Recovery	36.8 kW @	\$ 0.229231	\$8.44
Storm Recovery Charge	75.8 kW @	\$ 0.348575	\$26.42
Tax Refund Credit			\$2.32 CR
Storm Recovery Tax Credit	75.8 kW @	\$ 0.012576	\$0.95 CR
Regulatory Asset Recovery	36.8 kW @	\$ 0.052535	\$1.93
Rate Case Expense Surcharge	6,400 kWh @	\$ 0.0000633	\$0.41
Energy Efficiency	6,400 kWh @	\$ 0.00067	\$4.29
TEEEF	36.8 kW @	\$ 0.22171	\$8.16
PUC Assessment			\$0.76

Total Distribution Charges	\$490.97
-----------------------------------	-----------------

TOTAL CHARGES FOR ESI ID	\$737.28
---------------------------------	-----------------



000170 8/33

Customer Name: MATAGORDA COUNTY
Account Number: 100064844327
Invoice Number: 054253788019
Invoice Date: 08/08/2025

ESI ID Detail:

Service Address:

4511 FM 2668 UNIT 2 BAY CITY, TX 77414-3991

ESI ID: 10032789474465420

Product:

Fixed Price

Meter ID	Days	Read Type	Previous Read Date	Previous Meter Read	Current Read Date	Current Meter Read	Multiplier	Usage (kWh)	Actual kW/kVA	Billed kW/kVA
592402234	30	Actual	06/09/2025	562	07/08/2025	562	100.00	0	22	22
TOTAL								0	22	22

Electric Service Commercial

Service Period: 06/09/2025 to 07/08/2025

TXU Energy Fixed Price

No Usage

\$0.00

Total Commercial Charges

\$0.00

Electric Service Distribution

Service Period: 06/09/2025 to 07/08/2025

Base Charge

\$2.28

Meter Charge

\$19.72

Distribution System Charge

21.7 kW @ \$ 7.148

\$155.11

Transmission Cost Recov Factor

21.7 kW @ \$ 4.314666

\$93.63

Distribution Cost Recovery

21.7 kW @ \$ 0.229231

\$4.97

Storm Recovery Charge

32.4 kW @ \$ 0.348575

\$11.29

Tax Refund Credit

\$1.44 CR

Storm Recovery Tax Credit

32.4 kW @ \$ 0.012576

\$0.41 CR

Regulatory Asset Recovery

21.7 kW @ \$ 0.052535

\$1.14

TEEEF

21.7 kW @ \$ 0.22171

\$4.81

PUC Assessment

\$0.46

Total Distribution Charges

\$291.56

TOTAL CHARGES FOR ESI ID

\$291.56



Customer Name: MATAGORDA COUNTY
Account Number: 100064844327
Invoice Number: 054253788019
Invoice Date: 08/08/2025

ESI ID Detail:

Service Address:
Product:

4511 FM 2668 UNIT 3 BAY CITY, TX 77414-3991
Fixed Price

ESI ID: 10032789406762840

Meter ID	Days	Read Type	Previous Read Date	Previous Meter Read	Current Read Date	Current Meter Read	Multiplier	Usage (kWh)	Actual kW/kVA	Billed kW/kVA
171155561	30	Actual	06/09/2025	20770	07/08/2025	21108	1.00	338	4	4
TOTAL								338	4	4

Electric Service Commercial

Service Period: 06/09/2025 to 07/08/2025

TXU Energy Fixed Price

Base Usage	338 kWh @	\$ 0.0377995	\$12.78
Other Charges			\$0.02
Market Securitization (Debt) Financing			\$0.14
Other ERCOT Incremental AS Charges			\$0.04
PUC Assessment			\$0.02

Total Commercial Charges	\$13.00
--------------------------	---------

Electric Service Distribution

Service Period: 06/09/2025 to 07/08/2025

Base Charge		\$2.28
Meter Charge		\$19.72
Distribution System Charge	4.2 kW @	\$ 7.148
Transmission Cost Recov Factor	4.2 kW @	\$ 4.314666
Distribution Cost Recovery	4.2 kW @	\$ 0.229231
Storm Recovery Charge	26.6 kW @	\$ 0.348575
Tax Refund Credit		\$0.42 CR
Storm Recovery Tax Credit	26.6 kW @	\$ 0.012576
Regulatory Asset Recovery	4.2 kW @	\$ 0.052535
Rate Case Expense Surcharge	338 kWh @	\$ 0.0000633
Energy Efficiency	338 kWh @	\$ 0.00067
TEEEF	4.2 kW @	\$ 0.22171
PUC Assessment		\$0.12

Total Distribution Charges	\$81.14
----------------------------	---------

TOTAL CHARGES FOR ESI ID	\$94.14
--------------------------	---------

Customer Name: MATAGORDA COUNTY
Account Number: 100064844327
Invoice Number: 054253788019
Invoice Date: 08/08/2025

ESI ID Detail:

Service Address: 4511 FM 2668 UNIT 4 BAY CITY, TX 77414-3991
Product: Fixed Price

ESI ID: 10032789499566851

Meter ID	Days	Read Type	Previous Read Date	Previous Meter Read	Current Read Date	Current Meter Read	Multiplier	Usage (kWh)	Actual kW/kVA	Billed kW/kVA
119431781	29	Actual	06/09/2025	23828	07/07/2025	23841	1.00	13	8	8
TOTAL								13	8	8

Electric Service Commercial

Service Period: 06/09/2025 to 07/07/2025

TXU Energy Fixed Price

Base Usage	13 kWh @	\$ 0.0377995	\$0.49
Market Securitization (Debt) Financing			\$0.01

Total Commercial Charges	\$0.50
---------------------------------	---------------

Electric Service Distribution

Service Period: 06/09/2025 to 07/07/2025

Base Charge		\$2.28
Meter Charge		\$19.72
Distribution System Charge	8 kW @	\$ 7.148
Transmission Cost Recov Factor	8 kW @	\$ 4.314666
Distribution Cost Recovery	8 kW @	\$ 0.229231
Storm Recovery Charge	11.8 kW @	\$ 0.348575
Tax Refund Credit		\$0.64 CR
Storm Recovery Tax Credit	11.8 kW @	\$ 0.012576
Regulatory Asset Recovery	8 kW @	\$ 0.052535
Energy Efficiency	13 kWh @	\$ 0.00067
TEEEF	8 kW @	\$ 0.22171
PUC Assessment		\$0.19

Total Distribution Charges	\$121.24
-----------------------------------	-----------------

TOTAL CHARGES FOR ESI ID	\$121.74
---------------------------------	-----------------



Customer Name: MATAGORDA COUNTY
Account Number: 100064844327
Invoice Number: 054253788019
Invoice Date: 08/08/2025

Page 19 of 65

ESI ID Detail:

Service Address:
Product:

4511 FM 2668 UNIT 5 BAY CITY, TX 77414-3991
Fixed Price

ESI ID: 10032789444026850

Meter ID	Days	Read Type	Previous Read Date	Previous Meter Read	Current Read Date	Current Meter Read	Multiplier	Usage (kWh)	Actual kW/kVA	Billed kW/kVA
151900075	30	Actual	06/09/2025	34958	07/08/2025	35213	1.00	255	20	20
TOTAL								255	20	20

Electric Service Commercial

Service Period: 06/09/2025 to 07/08/2025

TXU Energy Fixed Price

Base Usage	255 kWh @	\$ 0.0377995	\$9.64
Other Charges			\$0.02
Market Securitization (Debt) Financing			\$0.11
Other ERCOT Incremental AS Charges			\$0.03
PUC Assessment			\$0.02

Total Commercial Charges	\$9.82
---------------------------------	---------------

Electric Service Distribution

Service Period: 06/09/2025 to 07/08/2025

Base Charge			\$2.28
Meter Charge			\$19.72
Distribution System Charge	19.7 kW @	\$ 7.148	\$140.82
Transmission Cost Recov Factor	19.7 kW @	\$ 4.314666	\$85.00
Distribution Cost Recovery	19.7 kW @	\$ 0.229231	\$4.52
Storm Recovery Charge	19.7 kW @	\$ 0.348575	\$6.87
Tax Refund Credit			\$1.32 CR
Storm Recovery Tax Credit	19.7 kW @	\$ 0.012576	\$0.25 CR
Regulatory Asset Recovery	19.7 kW @	\$ 0.052535	\$1.03
Rate Case Expense Surcharge	255 kWh @	\$ 0.0000633	\$0.02
Energy Efficiency	255 kWh @	\$ 0.00067	\$0.17
TEEEF	19.7 kW @	\$ 0.22171	\$4.37
PUC Assessment			\$0.42

Total Distribution Charges	\$263.65
-----------------------------------	-----------------

TOTAL CHARGES FOR ESI ID	\$273.47
---------------------------------	-----------------

000170 10/33

Customer Name: MATAGORDA COUNTY
Account Number: 100064844327
Invoice Number: 054253788019
Invoice Date: 08/08/2025

ESI ID Detail:

Service Address: 4511 FM 2668 UNIT 6 BAY CITY, TX 77414-3991

ESI ID: 10032789407891290

Product: Fixed Price

Meter ID	Days	Read Type	Previous Read Date	Previous Meter Read	Current Read Date	Current Meter Read	Multiplier	Usage (kWh)	Actual kW/kVA	Billed kW/kVA
200574765	30	Actual	06/09/2025	76007	07/08/2025	76883	1.00	876	9	9
TOTAL								876	9	9

Electric Service Commercial

Service Period: 06/09/2025 to 07/08/2025

TXU Energy Fixed Price

Base Usage	876 kWh @	\$ 0.0377995	\$33.11
Other Charges			\$0.06
Market Securitization (Debt) Financing			\$0.39
Other ERCOT Incremental AS Charges			\$0.11
PUC Assessment			\$0.06

Total Commercial Charges	\$33.73
---------------------------------	----------------

Electric Service Distribution

Service Period: 06/09/2025 to 07/08/2025

Base Charge		\$2.28	
Meter Charge		\$19.72	
Distribution System Charge	9 kW @	\$ 7.148	\$64.33
Transmission Cost Recov Factor	9 kW @	\$ 4.314666	\$38.83
Distribution Cost Recovery	9 kW @	\$ 0.229231	\$2.06
Storm Recovery Charge	32.2 kW @	\$ 0.348575	\$11.22
Tax Refund Credit			\$0.70 CR
Storm Recovery Tax Credit	32.2 kW @	\$ 0.012576	\$0.40 CR
Regulatory Asset Recovery	9 kW @	\$ 0.052535	\$0.47
Rate Case Expense Surcharge	876 kWh @	\$ 0.0000633	\$0.06
Energy Efficiency	876 kWh @	\$ 0.00067	\$0.59
TEEEF	9 kW @	\$ 0.22171	\$2.00
PUC Assessment			\$0.21

Total Distribution Charges	\$140.67
-----------------------------------	-----------------

TOTAL CHARGES FOR ESI ID	\$174.40
---------------------------------	-----------------



Customer Name: MATAGORDA COUNTY
Account Number: 100064844327
Invoice Number: 054253788019
Invoice Date: 08/08/2025

ESI ID Detail:

Service Address: 4511 FM 2668 UNIT 7 BAY CITY, TX 77414-3991
Product: Fixed Price

ESI ID: 10032789420166760

Meter ID	Days	Read Type	Previous Read Date	Previous Meter Read	Current Read Date	Current Meter Read	Multiplier	Usage (kWh)	Actual kW/kVA	Billed kW/kVA
200229223	29	Actual	06/09/2025	473	07/07/2025	487	1.00	14	0	0
TOTAL								14	0	0

Electric Service Commercial

Service Period: 06/09/2025 to 07/07/2025

TXU Energy Fixed Price

Base Usage	14 kWh @	\$ 0.0377995	\$0.53
Market Securitization (Debt) Financing			\$0.01

Total Commercial Charges	\$0.54
---------------------------------	---------------

Electric Service Distribution

Service Period: 06/09/2025 to 07/07/2025

Base Charge			\$1.45
Meter Charge			\$4.21
Distribution System Charge	14 kWh @	\$ 0.026454	\$0.37
Transmission Cost Recov Factor	14 kWh @	\$ 0.00949	\$0.13
Distribution Cost Recovery	14 kWh @	\$ 0.001786	\$0.03
Storm Recovery Charge	14 kWh @	\$ 0.001723	\$0.02
Tax Refund Credit			\$0.05 CR
Energy Efficiency	14 kWh @	\$ 0.000693	\$0.01
TEEEF	14 kWh @	\$ 0.00088	\$0.01
PUC Assessment			\$0.01

Total Distribution Charges	\$6.19
-----------------------------------	---------------

TOTAL CHARGES FOR ESI ID	\$6.73
---------------------------------	---------------

Customer Name: MATAGORDA COUNTY
Account Number: 100064844327
Invoice Number: 054253788019
Invoice Date: 08/08/2025

ESI ID Detail:

Service Address:

4511 FM 2668 UNIT 8 BAY CITY, TX 77414-3991

ESI ID: 10032789419036321

Product:

Fixed Price

Meter ID	Days	Read Type	Previous Read Date	Previous Meter Read	Current Read Date	Current Meter Read	Multiplier	Usage (kWh)	Actual kW/kVA	Billed kW/kVA
125243718	29	Actual	06/09/2025	15181	07/07/2025	15183	1.00	2		
TOTAL								2	0	0

Electric Service Commercial

Service Period: 06/09/2025 to 07/07/2025

TXU Energy Fixed Price

Base Usage

2 kWh @ \$ 0.0377995 \$0.08

Total Commercial Charges

\$0.08

Electric Service Distribution

Service Period: 06/09/2025 to 07/07/2025

Base Charge

\$1.45

Meter Charge

\$4.21

Distribution System Charge

2 kWh @ \$ 0.026454 \$0.05

Transmission Cost Recov Factor

2 kWh @ \$ 0.00949 \$0.02

Tax Refund Credit

\$0.05 CR

PUC Assessment

\$0.01

Total Distribution Charges

\$5.69

TOTAL CHARGES FOR ESI ID

\$5.77



Customer Name: MATAGORDA COUNTY
Account Number: 100064844327
Invoice Number: 054253788019
Invoice Date: 08/08/2025

ESI ID Detail:

Service Address:
Product:

4511 FM 2668 UNIT 9 BAY CITY, TX 77414-3991
Fixed Price

ESI ID: 10032789443561762

Meter ID	Days	Read Type	Previous Read Date	Previous Meter Read	Current Read Date	Current Meter Read	Multiplier	Usage (kWh)	Actual kW/kVA	Billed kW/kVA
590613354	30	Actual	06/09/2025	1190	07/08/2025	1194	40.00	160	1	1
TOTAL								160	1	1

Electric Service Commercial

Service Period: 06/09/2025 to 07/08/2025

TXU Energy Fixed Price

Base Usage	160 kWh @	\$ 0.0377995	\$6.05
Other Charges			\$0.01
Market Securitization (Debt) Financing			\$0.07
Other ERCOT Incremental AS Charges			\$0.02
PUC Assessment			\$0.01

Total Commercial Charges	\$6.16
---------------------------------	---------------

Electric Service Distribution

Service Period: 06/09/2025 to 07/08/2025

Base Charge			\$2.28
Meter Charge			\$19.72
Distribution System Charge	1.1 kW @	\$ 7.148	\$7.86
Transmission Cost Recov Factor	1.1 kW @	\$ 4.314666	\$4.75
Distribution Cost Recovery	1.1 kW @	\$ 0.229231	\$0.25
Storm Recovery Charge	13.2 kW @	\$ 0.348575	\$4.60
Tax Refund Credit			\$0.24 CR
Storm Recovery Tax Credit	13.2 kW @	\$ 0.012576	\$0.17 CR
Regulatory Asset Recovery	1.1 kW @	\$ 0.052535	\$0.06
Rate Case Expense Surcharge	160 kWh @	\$ 0.0000633	\$0.01
Energy Efficiency	160 kWh @	\$ 0.00067	\$0.11
TEEEF	1.1 kW @	\$ 0.22171	\$0.24
PUC Assessment			\$0.06

Total Distribution Charges	\$39.53
-----------------------------------	----------------

TOTAL CHARGES FOR ESI ID	\$45.69
---------------------------------	----------------

Customer Name: MATAGORDA COUNTY
Account Number: 100064844327
Invoice Number: 054253788019
Invoice Date: 08/08/2025

ESI ID Detail:

Service Address:
Product:

HAMMAN RD ODLT 400HPS AL BAY CITY, TX 77414
Fixed Price

ESI ID: 10032789443561763

Meter ID	Days	Read Type	Previous Read Date	Previous Meter Read	Current Read Date	Current Meter Read	Multiplier	Usage (kWh)	Actual kW/kVA	Billed kW/kVA
7005516394SD	30	Actual	06/10/2025	0	07/09/2025	310	1.00	310		
TOTAL								310	0	0

Electric Service Commercial

Service Period: 06/10/2025 to 07/09/2025

TXU Energy Fixed Price

Base Usage	310 kWh @	\$ 0.0377995	\$11.72
Other Charges			\$0.03
Market Securitization (Debt) Financing			\$0.13
Other ERCOT Incremental AS Charges			\$0.05
PUC Assessment			\$0.02
Gross Receipts Reimb			\$0.24

Total Commercial Charges	\$12.19
---------------------------------	----------------

Electric Service Distribution

Service Period: 06/10/2025 to 07/09/2025

Outdoor Lighting - Facilities		\$15.02		
Distribution System Charge	310 kWh @	\$ 0.0264516	\$8.20	
Transmission Cost Recov Factor	310 kWh @	\$ 0.0094839	\$2.94	
Distribution Cost Recovery	310 kWh @	\$ 0.0017742	\$0.55	
Storm Recovery Charge	310 kWh @	\$ 0.0120645	\$3.74	
Tax Refund Credit		\$0.19	CR	
Storm Recovery Tax Credit	310 kWh @	\$ 0.0004194	\$0.13	CR
Regulatory Asset Recovery	310 kWh @	\$ 0.0002581	\$0.08	
Rate Case Expense Surcharge	310 kWh @	\$ 0.000129	\$0.04	
TEEEF	310 kWh @	\$ 0.000871	\$0.27	
PUC Assessment			\$0.04	
Gross Receipts Reimb			\$0.54	

Total Distribution Charges	\$31.10
-----------------------------------	----------------

TOTAL CHARGES FOR ESI ID	\$43.29
---------------------------------	----------------



Customer Name: MATAGORDA COUNTY
Account Number: 100064844327
Invoice Number: 054253788019
Invoice Date: 08/08/2025

ESI ID Detail:

Service Address: STATE HIGHWAY 60 STLG 250HPSA BAY CITY, TX 77414
Product: Fixed Price

ESI ID: 10032789423558520

Meter ID	Days	Read Type	Previous Read Date	Previous Meter Read	Current Read Date	Current Meter Read	Multiplier	Usage (kWh)	Actual kW/kVA	Billed kW/kVA
7006982603SD	30	Actual	06/24/2025	0	07/23/2025	104	1.00	104		
TOTAL								104	0	0

Electric Service Commercial

Service Period: 06/24/2025 to 07/23/2025

TXU Energy Fixed Price

Base Usage	104 kWh @	\$ 0.0377995	\$3.93
Other Charges			\$0.01
Market Securitization (Debt) Financing			\$0.04
Other ERCOT Incremental AS Charges			\$0.03
PUC Assessment			\$0.01

Total Commercial Charges	\$4.02
--------------------------	--------

Electric Service Distribution

Service Period: 06/24/2025 to 07/23/2025

Base Charge		\$1.45		
Street Lighting - Facilities		\$11.12		
Distribution System Charge	104 kWh @	\$ 0.0264423	\$2.75	
Transmission Cost Recov Factor	104 kWh @	\$ 0.0095192	\$0.99	
Distribution Cost Recovery	104 kWh @	\$ 0.0018269	\$0.19	
Storm Recovery Charge	104 kWh @	\$ 0.0120192	\$1.25	
Tax Refund Credit		\$0.12	CR	
Storm Recovery Tax Credit	104 kWh @	\$ 0.0004808	\$0.05	CR
Rate Case Expense Surcharge	104 kWh @	\$ 0.0000962	\$0.01	
TEEEF	104 kWh @	\$ 0.0008654	\$0.09	
PUC Assessment		\$0.03		

Total Distribution Charges	\$17.71
----------------------------	---------

TOTAL CHARGES FOR ESI ID	\$21.73
--------------------------	---------



Customer Name: MATAGORDA COUNTY
Account Number: 100064844327
Invoice Number: 054253788019
Invoice Date: 08/08/2025

Page 26 of 65

ESI ID Detail:

Service Address:

2604 NICHOLS AVE BAY CITY, TX 77414-6958

ESI ID: 10032789459112270

Product:

Fixed Price

Meter ID	Days	Read Type	Previous Read Date	Previous Meter Read	Current Read Date	Current Meter Read	Multiplier	Usage (kWh)	Actual kW/kVA	Billed kW/kVA
122240792	30	Actual	06/09/2025	258192	07/08/2025	261384	1.00	3192	10	0
TOTAL								3192	10	0

Electric Service Commercial

Service Period: 06/09/2025 to 07/08/2025

TXU Energy Fixed Price

Base Usage	3192 kWh @	\$ 0.0377995	\$120.66
Other Charges			\$0.20
Market Securitization (Debt) Financing			\$1.40
Other ERCOT Incremental AS Charges			\$0.39
PUC Assessment			\$0.21
Gross Receipts Reimb			\$2.50

Total Commercial Charges	\$125.36
---------------------------------	-----------------

Electric Service Distribution

Service Period: 06/09/2025 to 07/08/2025

Base Charge			\$1.45
Meter Charge			\$4.21
Distribution System Charge	3,192 kWh @	\$ 0.026454	\$84.44
Transmission Cost Recov Factor	3,192 kWh @	\$ 0.00949	\$30.29
Distribution Cost Recovery	3,192 kWh @	\$ 0.001786	\$5.70
Storm Recovery Charge	3,192 kWh @	\$ 0.001723	\$5.50
Tax Refund Credit			\$0.73 CR
Storm Recovery Tax Credit	3,192 kWh @	\$ 0.000063	\$0.20 CR
Regulatory Asset Recovery	3,192 kWh @	\$ 0.000171	\$0.55
Rate Case Expense Surcharge	3,192 kWh @	\$ 0.000142	\$0.45
Energy Efficiency	3,192 kWh @	\$ 0.000693	\$2.21
TEEEF	3,192 kWh @	\$ 0.00088	\$2.81
PUC Assessment			\$0.21
Gross Receipts Reimb			\$2.62

Total Distribution Charges	\$139.51
-----------------------------------	-----------------

TOTAL CHARGES FOR ESI ID	\$264.87
---------------------------------	-----------------



Customer Name: MATAGORDA COUNTY
Account Number: 100064844327
Invoice Number: 054253788019
Invoice Date: 08/08/2025

Page 27 of 65

ESI ID Detail:

Service Address:
Product:

3588 1/2 NICHOLS AVE BAY CITY, TX 77414-7383
Fixed Price

ESI ID: 10032789479928771

Meter ID	Days	Read Type	Previous Read Date	Previous Meter Read	Current Read Date	Current Meter Read	Multiplier	Usage (kWh)	Actual kW/kVA	Billed kW/kVA
7005770635SD	30	Actual	06/09/2025	0	07/08/2025	57	1.00	57		
TOTAL								57	0	0

Electric Service Commercial

Service Period: 06/09/2025 to 07/08/2025

TXU Energy Fixed Price

Base Usage	57 kWh @	\$ 0.0377995	\$2.15
Other Charges			\$0.01
Market Securitization (Debt) Financing			\$0.02
Gross Receipts Reimb			\$0.04

Total Commercial Charges	\$2.22
---------------------------------	---------------

Electric Service Distribution

Service Period: 06/09/2025 to 07/08/2025

Outdoor Lighting - Facilities		\$6.44	
Distribution System Charge	57 kWh @	\$ 0.0264912	\$1.51
Transmission Cost Recov Factor	57 kWh @	\$ 0.0094737	\$0.54
Distribution Cost Recovery	57 kWh @	\$ 0.0017544	\$0.10
Storm Recovery Charge	57 kWh @	\$ 0.0121053	\$0.69
Tax Refund Credit			\$0.06 CR
Storm Recovery Tax Credit	57 kWh @	\$ 0.0003509	\$0.02 CR
Regulatory Asset Recovery	57 kWh @	\$ 0.0003509	\$0.02
Rate Case Expense Surcharge	57 kWh @	\$ 0.0001754	\$0.01
TEEEF	57 kWh @	\$ 0.0008772	\$0.05
PUC Assessment			\$0.01
Gross Receipts Reimb			\$0.17

Total Distribution Charges	\$9.46
-----------------------------------	---------------

TOTAL CHARGES FOR ESI ID	\$11.68
---------------------------------	----------------

00017014/33

Customer Name: MATAGORDA COUNTY
Account Number: 100064844327
Invoice Number: 054253788019
Invoice Date: 08/08/2025

ESI ID Detail:

Service Address:

NICHOLS AVE UNIT 250HPSA BAY CITY, TX 77414

ESI ID: 10032789485513550

Product:

Fixed Price

Meter ID	Days	Read Type	Previous Read Date	Previous Meter Read	Current Read Date	Current Meter Read	Multiplier	Usage (kWh)	Actual kW/kVA	Billed kW/kVA
7007116623SD	30	Actual	06/11/2025	0	07/10/2025	520	1.00	520		
TOTAL								520	0	0

Electric Service Commercial

Service Period: 06/11/2025 to 07/10/2025

TXU Energy Fixed Price

Base Usage	520 kWh @	\$ 0.0377995	\$19.65
Other Charges			\$0.04
Market Securitization (Debt) Financing			\$0.22
Other ERCOT Incremental AS Charges			\$0.08
PUC Assessment			\$0.03
Gross Receipts Reimb			\$0.41

Total Commercial Charges	\$20.43
---------------------------------	----------------

Electric Service Distribution

Service Period: 06/11/2025 to 07/10/2025

Base Charge		\$1.45		
Street Lighting - Facilities		\$55.60		
Distribution System Charge	520 kWh @	\$ 0.0264615	\$13.76	
Transmission Cost Recov Factor	520 kWh @	\$ 0.0094808	\$4.93	
Distribution Cost Recovery	520 kWh @	\$ 0.0017885	\$0.93	
Storm Recovery Charge	520 kWh @	\$ 0.0120577	\$6.27	
Tax Refund Credit		\$0.58	CR	
Storm Recovery Tax Credit	520 kWh @	\$ 0.0004423	\$0.23	CR
Regulatory Asset Recovery	520 kWh @	\$ 0.0002692	\$0.14	
Rate Case Expense Surcharge	520 kWh @	\$ 0.0001346	\$0.07	
TEEEF	520 kWh @	\$ 0.0008846	\$0.46	
PUC Assessment		\$0.13		
Gross Receipts Reimb		\$1.55		

Total Distribution Charges	\$84.48
-----------------------------------	----------------

TOTAL CHARGES FOR ESI ID	\$104.91
---------------------------------	-----------------



Customer Name: MATAGORDA COUNTY
Account Number: 100064844327
Invoice Number: 054253788019
Invoice Date: 08/08/2025

ESI ID Detail:

Service Address: NICHOLS AVE UNIT 400FLD1 BAY CITY, TX 77414
Product: Fixed Price

ESI ID: 10032789485513552

Meter ID	Days	Read Type	Previous Read Date	Previous Meter Read	Current Read Date	Current Meter Read	Multiplier	Usage (kWh)	Actual kW/kVA	Billed kW/kVA
7007116680SD	32	Actual	06/27/2025	0	07/28/2025	310	1.00	310		
TOTAL								310	0	0

Electric Service Commercial

Service Period: 06/27/2025 to 07/28/2025

TXU Energy Fixed Price

Base Usage	310 kWh @	\$ 0.0377995	\$11.72
Other Charges			\$0.02
Market Securitization (Debt) Financing			\$0.13
Other ERCOT Incremental AS Charges			\$0.07
PUC Assessment			\$0.02
Gross Receipts Reimb			\$0.24

Total Commercial Charges	\$12.20
--------------------------	---------

Electric Service Distribution

Service Period: 06/27/2025 to 07/28/2025

Outdoor Lighting - Facilities			\$15.02
Distribution System Charge	310 kWh @	\$ 0.0264516	\$8.20
Transmission Cost Recov Factor	310 kWh @	\$ 0.0094839	\$2.94
Distribution Cost Recovery	310 kWh @	\$ 0.0017742	\$0.55
Storm Recovery Charge	310 kWh @	\$ 0.0120645	\$3.74
Tax Refund Credit			\$0.19 CR
Storm Recovery Tax Credit	310 kWh @	\$ 0.0004194	\$0.13 CR
Rate Case Expense Surcharge	310 kWh @	\$ 0.000129	\$0.04
TEEEF	310 kWh @	\$ 0.000871	\$0.27
PUC Assessment			\$0.04
Gross Receipts Reimb			\$0.54

Total Distribution Charges	\$31.02
----------------------------	---------

TOTAL CHARGES FOR ESI ID	\$43.22
--------------------------	---------

Customer Name: MATAGORDA COUNTY
Account Number: 100064844327
Invoice Number: 054253788019
Invoice Date: 08/08/2025

ESI ID Detail:

Service Address:
Product:

NICHOLS RD UNIT 250HPSA BAY CITY, TX 77414
Fixed Price

ESI ID: 10032789480469090

Meter ID	Days	Read Type	Previous Read Date	Previous Meter Read	Current Read Date	Current Meter Read	Multiplier	Usage (kWh)	Actual kW/kVA	Billed kW/kVA
7007112012SD	30	Actual	06/11/2025	0	07/10/2025	208	1.00	208		
TOTAL								208	0	0

Electric Service Commercial

Service Period: 06/11/2025 to 07/10/2025

TXU Energy Fixed Price

Base Usage	208 kWh @	\$ 0.0377995	\$7.86
Other Charges			\$0.02
Market Securitization (Debt) Financing			\$0.09
Other ERCOT Incremental AS Charges			\$0.03
PUC Assessment			\$0.01
Gross Receipts Reimb			\$0.16

Total Commercial Charges	\$8.17
---------------------------------	---------------

Electric Service Distribution

Service Period: 06/11/2025 to 07/10/2025

Base Charge		\$1.45		
Street Lighting - Facilities		\$22.24		
Distribution System Charge	208 kWh @	\$ 0.0264423	\$5.50	
Transmission Cost Recov Factor	208 kWh @	\$ 0.0094712	\$1.97	
Distribution Cost Recovery	208 kWh @	\$ 0.0017788	\$0.37	
Storm Recovery Charge	208 kWh @	\$ 0.0120673	\$2.51	
Tax Refund Credit		\$0.24	CR	
Storm Recovery Tax Credit	208 kWh @	\$ 0.0004327	\$0.09	CR
Regulatory Asset Recovery	208 kWh @	\$ 0.0002885	\$0.06	
Rate Case Expense Surcharge	208 kWh @	\$ 0.0001442	\$0.03	
TEEEF	208 kWh @	\$ 0.0008654	\$0.18	
PUC Assessment		\$0.05		
Gross Receipts Reimb		\$0.64		

Total Distribution Charges	\$34.67
-----------------------------------	----------------

TOTAL CHARGES FOR ESI ID	\$42.84
---------------------------------	----------------



Customer Name: MATAGORDA COUNTY
Account Number: 100064844327
Invoice Number: 054253788019
Invoice Date: 08/08/2025

Page 31 of 65

ESI ID Detail:

Service Address:
Product:

FM 616 W BLESSING, TX 77419
Fixed Price

ESI ID: 10032789461693261

Meter ID	Days	Read Type	Previous Read Date	Previous Meter Read	Current Read Date	Current Meter Read	Multiplier	Usage (kWh)	Actual kW/kVA	Billed kW/kVA
7007074015SD	30	Actual	07/01/2025	0	07/30/2025	39	1.00	39		
TOTAL								39	0	0

Electric Service Commercial

Service Period: 07/01/2025 to 07/30/2025

TXU Energy Fixed Price

Base Usage	39 kWh @	\$ 0.0377995	\$1.47
Market Securitization (Debt) Financing			\$0.02
Other ERCOT Incremental AS Charges			\$0.01

Total Commercial Charges	\$1.50
---------------------------------	---------------

Electric Service Distribution

Service Period: 07/01/2025 to 07/30/2025

Outdoor Lighting - Facilities			\$6.44
Distribution System Charge	39 kWh @	\$ 0.0264103	\$1.03
Transmission Cost Recov Factor	39 kWh @	\$ 0.0094872	\$0.37
Distribution Cost Recovery	39 kWh @	\$ 0.0017949	\$0.07
Storm Recovery Charge	39 kWh @	\$ 0.0120513	\$0.47
Tax Refund Credit			\$0.06 CR
Storm Recovery Tax Credit	39 kWh @	\$ 0.0005128	\$0.02 CR
Rate Case Expense Surcharge	39 kWh @	\$ 0.0002564	\$0.01
TEEEF	39 kWh @	\$ 0.0007692	\$0.03
PUC Assessment			\$0.01

Total Distribution Charges	\$8.35
-----------------------------------	---------------

TOTAL CHARGES FOR ESI ID	\$9.85
---------------------------------	---------------

000170 16/33

Customer Name: MATAGORDA COUNTY
Account Number: 100064844327
Invoice Number: 054253788019
Invoice Date: 08/08/2025

Page 32 of 65

ESI ID Detail:

Service Address:

FM 616 W STLG 250HPS BLESSING, TX 77419

ESI ID: 10032789402787492

Product:

Fixed Price

Meter ID	Days	Read Type	Previous Read Date	Previous Meter Read	Current Read Date	Current Meter Read	Multiplier	Usage (kWh)	Actual kW/kVA	Billed kW/kVA
7006972189SD	30	Actual	07/01/2025	0	07/30/2025	832	1.00	832		
TOTAL								832	0	0

Electric Service Commercial

Service Period: 07/01/2025 to 07/30/2025

TXU Energy Fixed Price

Base Usage	832 kWh @	\$ 0.0377995	\$31.45
Other Charges			\$0.04
Market Securitization (Debt) Financing			\$0.37
Other ERCOT Incremental AS Charges			\$0.20
PUC Assessment			\$0.05

Total Commercial Charges

\$32.11

Electric Service Distribution

Service Period: 07/01/2025 to 07/30/2025

Base Charge			\$1.45
Street Lighting - Facilities			\$88.96
Distribution System Charge	832 kWh @	\$ 0.0264543	\$22.01
Transmission Cost Recov Factor	832 kWh @	\$ 0.0094952	\$7.90
Distribution Cost Recovery	832 kWh @	\$ 0.0017909	\$1.49
Storm Recovery Charge	832 kWh @	\$ 0.0120553	\$10.03
Tax Refund Credit			\$0.91 CR
Storm Recovery Tax Credit	832 kWh @	\$ 0.0004327	\$0.36 CR
Rate Case Expense Surcharge	832 kWh @	\$ 0.0001442	\$0.12
TEEEF	832 kWh @	\$ 0.0008774	\$0.73
PUC Assessment			\$0.20

Total Distribution Charges

\$131.62

TOTAL CHARGES FOR ESI ID

\$163.73



Customer Name: MATAGORDA COUNTY
Account Number: 100064844327
Invoice Number: 054253788019
Invoice Date: 08/08/2025

Page 33 of 65

ESI ID Detail:

Service Address:

AVENUE C UNIT PRKLI BLESSING, TX 77419

ESI ID: 10032789478079271

Product:

Fixed Price

Meter ID	Days	Read Type	Previous Read Date	Previous Meter Read	Current Read Date	Current Meter Read	Multiplier	Usage (kWh)	Actual kW/kVA	Billed kW/kVA
144074530	30	Actual	07/01/2025	24434	07/30/2025	24638	1.00	204	1	0
TOTAL								204	1	0

Electric Service Commercial

Service Period: 07/01/2025 to 07/30/2025

TXU Energy Fixed Price

Base Usage	204 kWh @	\$ 0.0377995	\$7.71
Other Charges			\$0.01
Market Securitization (Debt) Financing			\$0.09
Other ERCOT Incremental AS Charges			\$0.04
PUC Assessment			\$0.01

Total Commercial Charges	\$7.86
---------------------------------	---------------

Electric Service Distribution

Service Period: 07/01/2025 to 07/30/2025

Base Charge		\$1.45	
Meter Charge		\$4.21	
Distribution System Charge	204 kWh @	\$ 0.026454	\$5.40
Transmission Cost Recov Factor	204 kWh @	\$ 0.00949	\$1.94
Distribution Cost Recovery	204 kWh @	\$ 0.001786	\$0.36
Storm Recovery Charge	204 kWh @	\$ 0.001723	\$0.35
Tax Refund Credit			\$0.09 CR
Storm Recovery Tax Credit	204 kWh @	\$ 0.000063	\$0.01 CR
Rate Case Expense Surcharge	204 kWh @	\$ 0.000142	\$0.03
Energy Efficiency	204 kWh @	\$ 0.000693	\$0.14
TEEEF	204 kWh @	\$ 0.00088	\$0.18
PUC Assessment			\$0.02

Total Distribution Charges	\$13.98
-----------------------------------	----------------

TOTAL CHARGES FOR ESI ID	\$21.84
---------------------------------	----------------

000170 17/33

Customer Name: MATAGORDA COUNTY
Account Number: 100064844327
Invoice Number: 054253788019
Invoice Date: 08/08/2025

ESI ID Detail:

Service Address: 734 FM 616 BLESSING, TX 77419

ESI ID: 10032789434493655

Product: Fixed Price

Meter ID	Days	Read Type	Previous Read Date	Previous Meter Read	Current Read Date	Current Meter Read	Multiplier	Usage (kWh)	Actual kW/kVA	Billed kW/kVA
592809348	30	Actual	07/01/2025	379	07/30/2025	516	20.00	2740	16	16
TOTAL								2740	16	16

Electric Service Commercial

Service Period: 07/01/2025 to 07/30/2025

TXU Energy Fixed Price

Base Usage	2740 kWh @	\$ 0.0377995	\$103.57
Other Charges			\$0.11
Market Securitization (Debt) Financing			\$1.19
Other ERCOT Incremental AS Charges			\$0.58
PUC Assessment			\$0.18

Total Commercial Charges	\$105.63
---------------------------------	-----------------

Electric Service Distribution

Service Period: 07/01/2025 to 07/30/2025

Base Charge			\$2.28
Meter Charge			\$19.72
Distribution System Charge	15.7 kW @	\$ 7.148	\$112.22
Transmission Cost Recov Factor	15.7 kW @	\$ 4.314666	\$67.74
Distribution Cost Recovery	15.7 kW @	\$ 0.229231	\$3.60
Storm Recovery Charge	17 kW @	\$ 0.348575	\$5.93
Tax Refund Credit			\$1.09 CR
Storm Recovery Tax Credit	17 kW @	\$ 0.012576	\$0.21 CR
Rate Case Expense Surcharge	2,740 kWh @	\$ 0.0000633	\$0.17
Energy Efficiency	2,740 kWh @	\$ 0.00067	\$1.84
TEEEF	15.7 kW @	\$ 0.22171	\$3.48
PUC Assessment			\$0.35

Total Distribution Charges	\$216.03
-----------------------------------	-----------------

TOTAL CHARGES FOR ESI ID	\$321.66
---------------------------------	-----------------



Customer Name: MATAGORDA COUNTY
Account Number: 100064844327
Invoice Number: 054253788019
Invoice Date: 08/08/2025

ESI ID Detail:

Service Address: 139 FM 616 W STLG 250HPS BLESSING, TX 77419
Product: Fixed Price

ESI ID: 10032789436470608

Meter ID	Days	Read Type	Previous Read Date	Previous Meter Read	Current Read Date	Current Meter Read	Multiplier	Usage (kWh)	Actual kW/kVA	Billed kW/kVA
7005470886SD	32	Actual	06/27/2025	0	07/28/2025	104	1.00	104		
TOTAL								104	0	0

Electric Service Commercial

Service Period: 06/27/2025 to 07/28/2025

TXU Energy Fixed Price

Base Usage	104 kWh @	\$ 0.0377995	\$3.93
Other Charges			\$0.01
Market Securitization (Debt) Financing			\$0.04
Other ERCOT Incremental AS Charges			\$0.03
PUC Assessment			\$0.01

Total Commercial Charges	\$4.02
--------------------------	--------

Electric Service Distribution

Service Period: 06/27/2025 to 07/28/2025

Base Charge		\$1.45		
Street Lighting - Facilities		\$11.12		
Distribution System Charge	104 kWh @	\$ 0.0264423	\$2.75	
Transmission Cost Recov Factor	104 kWh @	\$ 0.0095192	\$0.99	
Distribution Cost Recovery	104 kWh @	\$ 0.0018269	\$0.19	
Storm Recovery Charge	104 kWh @	\$ 0.0120192	\$1.25	
Tax Refund Credit		\$0.12	CR	
Storm Recovery Tax Credit	104 kWh @	\$ 0.0004808	\$0.05	CR
Rate Case Expense Surcharge	104 kWh @	\$ 0.0000962	\$0.01	
TEEEF	104 kWh @	\$ 0.0008654	\$0.09	
PUC Assessment		\$0.03		

Total Distribution Charges	\$17.71
----------------------------	---------

TOTAL CHARGES FOR ESI ID	\$21.73
--------------------------	---------

Customer Name: MATAGORDA COUNTY
Account Number: 100064844327
Invoice Number: 054253788019
Invoice Date: 08/08/2025

ESI ID Detail:

Service Address:

560 FM 616 W UNIT PARK BLESSING, TX 77419

ESI ID: 10032789402787491

Product:

Fixed Price

Meter ID	Days	Read Type	Previous Read Date	Previous Meter Read	Current Read Date	Current Meter Read	Multiplier	Usage (kWh)	Actual kW/kVA	Billed kW/kVA
558783656	30	Actual	07/01/2025	1462	07/30/2025	1482	192.00	3840	104	104
TOTAL								3840	104	104

Electric Service Commercial

Service Period: 07/01/2025 to 07/30/2025

TXU Energy Fixed Price

Base Usage	3840 kWh @	\$ 0.0377995	\$145.15
Other Charges			\$0.15
Market Securitization (Debt) Financing			\$1.67
Other ERCOT Incremental AS Charges			\$0.81
PUC Assessment			\$0.25

Total Commercial Charges	\$148.03
---------------------------------	-----------------

Electric Service Distribution

Service Period: 07/01/2025 to 07/30/2025

Base Charge			\$2.28
Meter Charge			\$19.72
Distribution System Charge	103.7 kW @	\$ 7.148	\$741.25
Transmission Cost Recov Factor	103.7 kW @	\$ 4.314666	\$447.43
Distribution Cost Recovery	103.7 kW @	\$ 0.229231	\$23.77
Storm Recovery Charge	162.5 kW @	\$ 0.348575	\$56.64
Tax Refund Credit			\$6.21 CR
Storm Recovery Tax Credit	162.5 kW @	\$ 0.012576	\$2.04 CR
Rate Case Expense Surcharge	3,840 kWh @	\$ 0.0000633	\$0.24
Energy Efficiency	3,840 kWh @	\$ 0.00067	\$2.57
TEEEF	103.7 kW @	\$ 0.22171	\$22.99
PUC Assessment			\$2.06

Total Distribution Charges	\$1,310.70
-----------------------------------	-------------------

TOTAL CHARGES FOR ESI ID	\$1,458.73
---------------------------------	-------------------